


HO
SCALE


ATLAS MASTER® HO 50' POSTWAR DOUBLE DOOR BOX CAR

Product Info: <https://shop.atlasrr.com/d-640-march-2021-ho-pre-orders.aspx>

ALL NEW
PAINT
SCHEMES



Canadian National



Chesapeake & Ohio*




Erie Lackawanna




Great Northern




Illinois Central Gulf



Michigan Northern



Missouri-Kansas-Texas



Santa Fe "El Capitan"



Santa Fe "Super Chief"



PRE-ORDER ANNOUNCEMENTS - MARCH 2021



GUARANTEED PRE-ORDER DUE DATE: WEDNESDAY APRIL 14TH 2021



ATLAS MASTER® HO 50' POSTWAR DOUBLE DOOR BOX CAR

Product Info: <https://shop.atlasrr.com/d-640-march-2021-ho-pre-orders.aspx>

ESTIMATED ARRIVAL: 4th Quarter 2021 Arrival

ORDER IN PIECES	ITEM	ROAD NAME/ROAD NUMBER	MSRP / UNIT
	20 002 494	Undecorated	\$29.95
ALL NEW PAINT SCHEMES			
	20 006 570	Canadian National 551321 (Brown/White/Green)	\$39.95
	20 006 571	Canadian National 551334 (Brown/White/Green)	\$39.95
	20 006 572	Canadian National 551387 (Brown/White/Green)	\$39.95
	20 006 573	Chesapeake & Ohio* 28124 (Brown/White)	\$39.95
	20 006 574	Chesapeake & Ohio* 28138 (Brown/White)	\$39.95
	20 006 575	Chesapeake & Ohio* 28199 (Brown/White)	\$39.95
	20 006 576	Erie Lackawanna 65725 (Gray/Maroon)	\$39.95
	20 006 577	Erie Lackawanna 65800 (Gray/Maroon)	\$39.95
	20 006 578	Erie Lackawanna 66410 (Gray/Maroon)	\$39.95
	20 006 579	Great Northern 35055 (Blue/White)	\$39.95
	20 006 580	Great Northern 35809 (Blue/White)	\$39.95
	20 006 581	Great Northern 35930 (Blue/White)	\$39.95
	20 006 582	Illinois Central Gulf 514309 (Orange/White/Black)	\$39.95
	20 006 583	Illinois Central Gulf 514430 (Orange/White/Black)	\$39.95
	20 006 584	Illinois Central Gulf 515585 (Orange/White/Black)	\$39.95
	20 006 585	Michigan Northern 100001 (Green/White)	\$39.95
	20 006 586	Michigan Northern 100002 (Green/White)	\$39.95
	20 006 587	Missouri-Kansas-Texas 2229 (Green/Yellow)	\$39.95
	20 006 588	Missouri-Kansas-Texas 2260 (Green/Yellow)	\$39.95
	20 006 589	Missouri-Kansas-Texas 2285 (Green/Yellow)	\$39.95
	20 006 590	Santa Fe "El Capitan" 8666 (Brown/Black/White)	\$39.95
	20 006 591	Santa Fe "El Capitan" 8734 (Brown/Black/White)	\$39.95
	20 006 592	Santa Fe "Super Chief" 8593 (Brown/Black/White)	\$39.95
	20 006 593	Santa Fe "Super Chief" 15136 (Brown/Black/White)	\$39.95
TOTAL PIECES ORDERED			

Before the advent of specialty car types (such as covered hoppers and auto racks), nearly every type of product was shipped in a box car. 50' Box Cars gained popularity in the late 1930s as they offered additional space for bulkier freight vs. the then-common 40' car. Single door versions would become most common, although many double door cars would be constructed to assist with the handling of bulkier freight such as automobiles, furniture and lumber. In fact, many railroads classified double door box cars as "automobile cars" or "furniture cars" in deference to their specialized service. Double door box cars typically had reinforced flooring to handle the weight of heavier loads and the equipment used during the loading and unloading process.

Features:

- State of the art highly detailed tooling
- Add-on ladders, grabs and detail parts
- Early or late Improved Dreadnaught, "Dartnot" and Despatch ends
- Diagonal panel (DP), overhanging DP or Despatch roofs
- Correct fishbelly design side sills
- 7' and 8' Youngstown doors over a 15' door opening
- Fully detailed underframe
- Free rolling trucks with metal wheelsets
- Prototypical paint schemes

**CSX Licensed Product*