



PRE-ORDER ANNOUNCEMENTS - SUMMER 2021

GUARANTEED PRE-ORDER DUE DATE: WEDNESDAY SEPTEMBER 8TH 2021

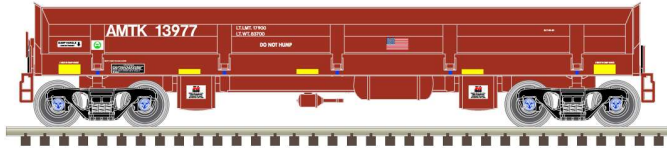


N
SCALE


ATLAS MASTER® N DIFCO SIDE DUMP CAR

**ALL NEW
PAINT
SCHEMES**

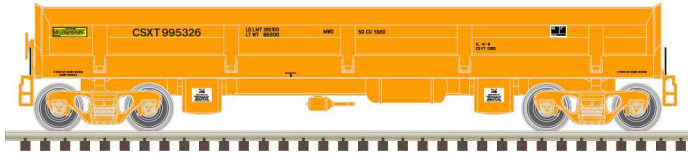
Product Info: <https://shop.atlasrr.com/d-663-summer-2021-n-scale-pre-orders.aspx>




Amtrak®




BNSF



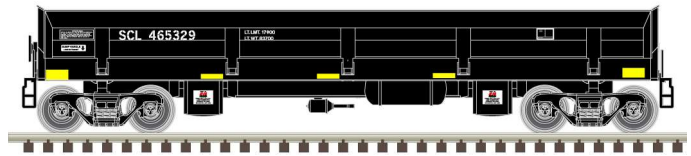
CSXT*




Missouri Pacific



Norfolk & Western



SCL*



Southern Pacific

Officially licensed by Amtrak®

*CSX Licensed Product

Atlas Model Railroad Co., Inc. • 378 Florence Ave., Hillside, NJ 07205 • USA • ph: 908-687-0880 • fax: 908-687-8857/908-851-2550 • shop.atlasrr.com



PRE-ORDER ANNOUNCEMENTS - SUMMER 2021

GUARANTEED PRE-ORDER DUE DATE: WEDNESDAY SEPTEMBER 8TH 2021



ATLAS MASTER® N DIFCO SIDE DUMP CAR

Product Info: <https://shop.atlasrr.com/d-663-summer-2021-n-scale-pre-orders.aspx>

ESTIMATED ARRIVAL: 2nd Quarter 2022 Arrival

| ORDER IN PIECES | ITEM | ROAD NAME/ROAD NUMBER | MSRP/ UNIT |
|------------------------------|------------|-------------------------------------|---------------|
| ALL NEW PAINT SCHEMES | | | |
| | 50 006 044 | Amtrak® 13969 (Brown) | \$39.95 |
| | 50 006 045 | Amtrak® 13973 (Brown) | \$39.95 |
| | 50 006 046 | Amtrak® 13977 (Brown) | \$39.95 |
| | 50 006 047 | BNSF 902416 (Brown) | \$39.95 |
| | 50 006 048 | BNSF 902421 (Brown) | \$39.95 |
| | 50 006 049 | BNSF 902447 (Brown) | \$39.95 |
| | 50 006 050 | CSXT* 913326 (Orange) | \$39.95 |
| | 50 006 051 | CSXT* 913334 (Orange) | \$39.95 |
| | 50 006 052 | CSXT* 913339 (Orange) | \$39.95 |
| | 50 006 053 | Missouri Pacific 55157 (Brown) | \$39.95 |
| | 50 006 054 | Missouri Pacific 55167 (Brown) | \$39.95 |
| | 50 006 055 | Missouri Pacific 55228 (Brown) | \$39.95 |
| | 50 006 056 | Norfolk and Western 514232 (Orange) | \$39.95 |
| | 50 006 057 | Norfolk and Western 514250 (Orange) | \$39.95 |
| | 50 006 058 | Norfolk and Western 514270 (Orange) | \$39.95 |
| | 50 006 059 | SCL* 465329 (Black) | \$39.95 |
| | 50 006 060 | SCL* 465335 (Black) | \$39.95 |
| | 50 006 061 | SCL* 465345 (Black) | \$39.95 |
| | 50 006 062 | Southern Pacific 6408 (Brown) | \$39.95 |
| | 50 006 063 | Southern Pacific 6428 (Brown) | \$39.95 |
| | 50 006 064 | Southern Pacific 6432 (Brown) | \$39.95 |
| TOTAL PIECES ORDERED | | | |

Side Dump cars are a very versatile class of railroad car, designed to deposit their load to either side of the tracks, rather than between the rails like a ballast hopper. This feature is utilized by the railroads in maintenance-of-way roles for rapidly building up fills and cuts with stone, rip-rap or soil as well as for depositing ballast. Side dump cars are also used in revenue service hauling ore, limestone, gravel, and coal, in industrial settings hauling waste or recycling materials, and in mining operations. Their low sides enable easy loading of material, and their rapid discharge rates – some less than 10 seconds – and ability to take a lot of abuse have earned them the nickname of a “dump truck on rails”.

The Atlas DIFCO (Differential Steel Car Company) side dump car is modeled after the air-activated, all-welded construction, 50 cubic yard car which has been a familiar fixture on the rails both in the US and abroad from the late 1960s through today, and features prototypically accurate scale dimensions, roller bearing trucks, and knuckle couplers.

Features:

- AccuMate® couplers
- Accurate painting and printing
- 100-ton roller-bearing trucks

AccuMate® couplers are made under license from AccuRail, Inc.

Officially licensed by Amtrak®
*CSX Licensed Product