



ATLAS N FORD® F-250/F-350 SETS

ALL NEW!
Sold as Matching Sets


Product Info: <https://shop.atlasrr.com/d-665-fall-2021-n-scale-preorders.aspx>





White



Safety Yellow



Amtrak®



Burlington Northern



Canadian National



Officially licensed by Amtrak®

**CSX Licensed Product*

Atlas Model Railroad Co., Inc. • 378 Florence Ave., Hillside, NJ 07205 • USA • ph: 908-687-0880 • fax: 908-687-8857/908-851-2550 • shop.atlasrr.com



PRE-ORDER ANNOUNCEMENTS - FALL 2021

GUARANTEED PRE-ORDER DUE DATE: WEDNESDAY NOVEMBER 10TH 2021



ATLAS N FORD® F-250/F-350 SETS

Product Info: <https://shop.atlasrr.com/d-665-fall-2021-n-scale-preorders.aspx>

ESTIMATED ARRIVAL: 3rd Quarter 2022 Arrival

ORDER IN PIECES	ITEM	ROAD NAME/ROAD NUMBER	MSRP / UNIT
ALL NEW PAINT SCHEMES! SOLD AS MATCHING SETS OF ONE F-250 & ONE F-350!			
	60 000 149	White	\$32.95
	60 000 150	Safety Yellow	\$32.95
	60 000 151	Amtrak® (White)	\$32.95
	60 000 152	Burlington Northern (Green)	\$32.95
	60 000 153	Canadian National (White/Red)	\$32.95
	60 000 154	CSX* (White/Blue)	\$32.95
	60 000 155	Southern Pacific (White)	\$32.95
TOTAL PIECES ORDERED			

In 1992 Ford began producing the ninth generation of its' popular F-series trucks, which was the last generation to cover the entire model range from the basic ½ ton F-150 pickup through the medium duty F-800 commercial trucks. In production through 1998, the F-250 and F-350 pickup trucks featured new aerodynamic styling achieved by rounding off the angles on the hood and front fenders, as well as by enlarging and reshaping the grille to eliminate the square, boxy appearance of previous generations. The redesigned grille area also incorporated new larger, "wraparound" headlights and turn signals. Over the production lifetime of these light-duty pickups, a wide variety of cab configurations, detail trims, and power options were available from the factory, and the basic chassis of the 1-ton capable F-350 provided a solid base for work truck conversions. As such, the Ford F-250 and F-350 were well suited for moderate duty use by contractors, emergency services, public utility services, and railroad track and signals maintenance crews.

Atlas' new Ford F-250 Crew Cab and F-350 Standard Cab Work Trucks faithfully represent two of the common configurations of this popular pickup found in general service roles from the 1990s through the mid-2010s. The F-250 4 door Crew Cab has dual fuel doors, an 8-foot bed, and 4x4 styling, while the F-350 features a dual rear wheel configuration supporting a common aftermarket storage bed design and includes photo-etched extended-vision mirrors and an equipment rack. **Offered in matched pairs, these hard-working trucks are perfect for further detailing with Atlas N scale 3-D printed accessories such as oxy/acetylene tanks, compressors, tool boxes and more. Contact your local hobby shop or visit <https://shop.atlasrr.com/c-1505-n-scale-3d-printed-scenic-details.aspx> for more info!**

Features:

- Officially Licensed
- Prototypical trim packages (XL, XLT)
- Accurate design and detailing
- Pre-colored interiors and semi-detailed chass



CSX*



Southern Pacific

Officially licensed by Amtrak®

*CSX Licensed Product

Atlas Model Railroad Co., Inc. • 378 Florence Ave., Hillside, NJ 07205 • USA • ph: 908-687-0880 • fax: 908-687-8857/908-851-2550 • shop.atlasrr.com



Ford Trademarks and Trade Dress used under license to Atlas Model Railroad Co., Inc.