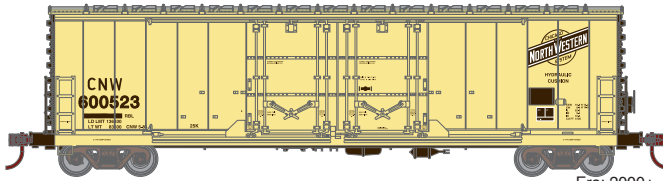


# RTR HO 50' Evans Double Plug Door Box Car

Orders Due: 01.28.22

ETA: February 2023

## Chicago and North Western

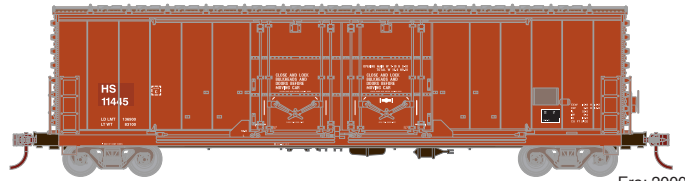


ATH67945 CNW #600523  
ATH67946 CNW #600554  
ATH67947 CNW #600568

Era: 2000+



## Hartford & Slocomb




ATH67948 HS #11445  
ATH67949 HS #11471  
ATH67950 HS #11481

Era: 2000+




## Louisville, New Albany & Corydon



ATH67951 LNAC #5046  
ATH67952 LNAC #5062  
ATH67953 LNAC #5087

Era: 1973+


## Jeld-Wen



ATH67954 USLX #11294  
ATH67955 USLX #11298  
ATH67956 USLX #11299

Era: 1973+

## Tropicana



ATH67957 USLX #13063  
ATH67958 USLX #13074  
ATH67959 USLX #13081

Era: 1980's+

## All Road Names

### MODEL FEATURES:

- Double 8' plug door
- Separately-applied end ladders, and brake wheel
- Painted and printed for realistic decoration
- Body-mounted McHenry® operating scale knuckle couplers
- Machined metal wheels and RP25 contours operate on all popular brands of track

- Highly-detailed, injection-molded body
- Fully-assembled and ready to run out of the box
- Weighted for optimum performance
- Minimum radius: 18"

### PRIMED FOR GRIME MODELS FEATURE

- Duplicated look and feel of "In Service" equipment
- Faded base colors matched to the prototype
- Perfect starting point for adding grime and rust



**\$41.99** PRIME FOR GRIME  
**\$36.99** INDIVIDUAL

# ATHEARN

**VISIT** Your Local Retailer  
**CLICK** Athearn.com  
**CALL** 1.800.338.4639