

HO
SCALE

ATLAS MASTER® PLUS HO 5250 COVERED HOPPER

**ALL NEW
PAINT
SCHEMES**

Product Info: <https://shop.atlasrr.com/d-672-winter-2022-ho-scale-preorders.aspx>



Wisconsin Central



Seaboard Coast Line*



Citco



Amoco



Cosden Chemical



Racor Resins

*CSX Licensed Product

Atlas Model Railroad Co., Inc. • 378 Florence Ave., Hillside, NJ 07205 • USA • ph: 908-687-0880 • fax: 908-687-8857/908-851-2550 • shop.atlasrr.com



ATLAS MASTER® PLUS HO 5250 COVERED HOPPER

Product Info: <https://shop.atlasrr.com/d-672-winter-2022-ho-scale-preorders.aspx>

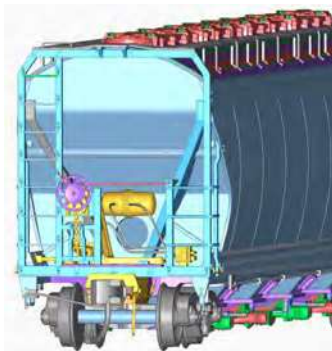
ESTIMATED ARRIVAL: 4th Quarter 2022 Arrival

ORDER IN PIECES	ITEM	ROAD NAME/ROAD NUMBER	COLOR	MSRP / UNIT
ALL NEW PAINT SCHEMES				
	20 006 397	Wisconsin Central 83004	Gray/Red	\$74.95
	20 006 398	Wisconsin Central 83027	Gray/Red	\$74.95
	20 006 399	Wisconsin Central 83054	Gray/Red	\$74.95
	20 006 400	Seaboard Coast Line* 260016	Yellow/Black	\$74.95
	20 006 401	Seaboard Coast Line* 260018	Yellow/Black	\$74.95
	20 006 402	Seaboard Coast Line* 260022	Yellow/Black	\$74.95
	20 006 403	Citco 5244	Blue/Orange	\$74.95
	20 006 404	Citco 5297	Blue/Orange	\$74.95
	20 006 405	Citco 5322	Blue/Orange	\$74.95
	20 006 902	Amoco 6203	Gray/Blue/Red	\$74.95
	20 006 903	Amoco 6221	Gray/Blue/Red	\$74.95
	20 006 904	Amoco 6228	Gray/Blue/Red	\$74.95
	20 006 905	Cosden Chemical 54544	Gray/Red	\$74.95
	20 006 906	Cosden Chemical 54556	Gray/Red	\$74.95
	20 006 907	Cosden Chemical 54561	Gray/Red	\$74.95
	20 006 908	Rocor Resins 945253	Gray/Blue	\$74.95
	20 006 909	Rocor Resins 945265	Gray/Blue	\$74.95
	20 006 910	Rocor Resins 945278	Gray/Blue	\$74.95
TOTAL PIECES ORDERED				

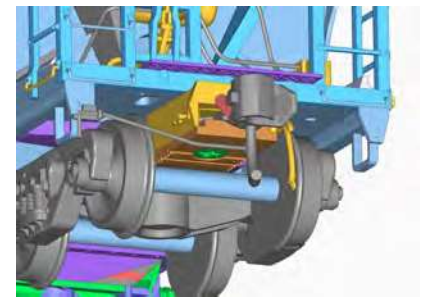
ACF introduced the 5250 cubic foot size covered hopper in 1964, and has since built nearly 20,000 cars. Most of the cars were equipped with pneumatic outlets and eight 20" round hatches for use in transporting plastic pellets. In addition to the plastics cars, a number have been built or converted with gravity outlets and elongated hatches for grain type products. As with most things with long production spans, the design has evolved with changes in the physical features of the body and fixtures. The Atlas model features three unique body style variations to represent those changes from the 1960s into the 21st Century.

Features:

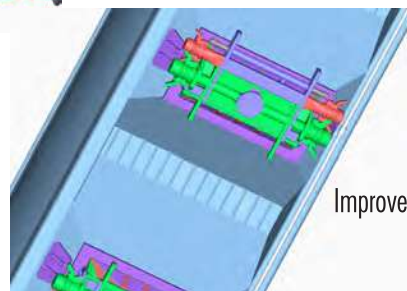
- Updated tooling (see drawings at right)
- Ready to run
- Injection molded plastic
- Fine scale detail
- Etched metal roof walk
- Metal knuckle couplers
- Road specific hatch and outlet configurations
- Road specific roof walk variations
- Three body style variations
- Separately applied wire grab irons and wire brake lines
- Crisp painting/printing
- Free-rolling 100-ton trucks



Revised end cage



New draft gear



Improved underbody detail

*CSX Licensed Product