

WALTHERSMAINLINE.


SCALE	EXPECTED DELIVERY	ANNOUNCED
H0	August 2022	January 2022

LIMITED QUANTITY

ONE TIME RUN OF THESE ROADNUMBERS
ORDER NOW


EMD SW7 Diesels**ESU® Sound & DCC****\$209.98 ea****Standard DC****\$149.98 ea**

- Used by dozens of railroads & industrial lines for switching, local & branch line service with several preserved today!
- Based on prototypes built from 1949 to 1951 with:
 - NEW - Phase I body as appropriate with arched front cab windows & louvered radiator cover for units built from 1949 to 1950
 - Phase II body as appropriate with straight front cab windows & wire grille radiator cover for units built from 1950 to 1951
 - Dual tall conical exhaust stacks
 - Large front radiator grille
 - Single straight hood to cab transition
 - 6 louvered side doors with letterboard gap
 - Factory-installed grab irons on hood and cab
 - With or without footboards as appropriate
- 4 styles of headlights to match prototype practice as appropriate:
 - Original large single
 - Retrofit horizontal dual
 - Retrofit dual vertical
 - Dual sealed beam
- Available with ESU® Sound & DCC for DCC & DC layouts featuring:
 - Fully DCC compatible
 - 14, 28, 128 speed steps
 - Dual mode DC - DCC
 - 4 air horns changeable by CVs
 - 2 bells changeable by CVs
 - Full 8-notch 567A prime mover sounds
 - Compressor




910-20672

- Same powerful drive as Walther's Proto® locos featuring:
 - Five-pole skew-wound motor
 - 14:1 gear ratio
 - Helical-cut gears for quiet operation & easy multiple unit operation
 - All-wheel drive & electrical pickup
 - Dual machined brass flywheels
 - Heavy die cast metal chassis
 - Constant & directional LED headlights
- Next18 DCC Plug
- Correct size RP-25 metal wheels
- Proto MAX™ metal knuckle couplers

Products Available**Chessie System - Chesapeake & Ohio**

- NEW - Phase I body & cab
 - Large single headlight
 - Footboards
- 910-20664 #5218 Sound & DCC
 910-20665 #5235 Sound & DCC
 910-10664 #5221 Standard DC
 910-10665 #5236 Standard DC

**Conrail**


- Phase II body & cab
 - Dual sealed-beam headlights
 - No footboards
- 910-20666 #8896 Sound & DCC
 910-20667 #8905 Sound & DCC
 910-10666 #8908 Standard DC
 910-10667 #8919 Standard DC

WALTHERS *MAINLINE*

SCALE	EXPECTED DELIVERY	ANNOUNCED
H0	August 2022	January 2022

LIMITED QUANTITY
ONE TIME RUN OF THESE ROADNUMBERS
ORDER NOW

Products Available



Detroit, Toledo & Ironton

- Phase II body & cab
- Dual sealed-beam headlights
- Footboards

910-20668 #920 Sound & DCC
910-20669 #922 Sound & DCC
910-10668 #921 Standard DC
910-10669 #923 Standard DC



Kansas City Southern

- Phase II body & cab
- Dual sealed-beam headlights
- Footboards

910-20670 #4303 Sound & DCC
910-20671 #4309 Sound & DCC
910-10670 #4305 Standard DC
910-10671 #4312 Standard DC



Pennsylvania Railroad

- Phase II body & cab
- Large single headlight
- Footboards


910-20672 #9365 Sound & DCC
910-20673 #9377 Sound & DCC
910-10672 #9368 Standard DC
910-10673 #9382 Standard DC



Seaboard Coast Line

- Phase II body & cab
- Dual sealed-beam headlights
- Footboards

910-20674 #127 Sound & DCC
910-20675 #129 Sound & DCC
910-10674 #128 Standard DC
910-10675 #132 Standard DC



Southern Railway - Tuxedo Scheme

- NEW - Phase I body & cab
- Large single headlight
- Footboards

910-20676 #6061 Sound & DCC
910-20677 #6065 Sound & DCC
910-10676 #6062 Standard DC
910-10677 #6069 Standard DC

Undecorated

- Phase II body & cab
- Four headlight styles included

910-10650 Standard DC