



ALL SCALES WINTER 2022 NEW ARRIVALS CATALOG

Locomotives, Rolling Stock, Track & Accessories

**NOW
AVAILABLE!**



**ATLAS MASTER® HO U30C LOCOMOTIVE
PGS. 26-29**



February 2022

Dear Model Railroader,

Welcome to the Atlas All Scales Winter 2022 Arrivals Catalog.. This catalog highlights the latest locomotives, rolling stock, track & accessories arriving at Atlas Authorized Dealers this Winter. The vast array of products that have recently arrived or are about to arrive will be sure to keep you and your layout happily busy in the upcoming months.

Among them are the N Master Dash 8-40 C/CW locomotives and Trainman Beer Can Tank Cars, HO Master U30C locomotives, N and HO ALP 45DP locomotives, Modern Commuter Cabs and Trailers and 89' Flat Cars, as well as HO Trainman 40' Plug Door Box Cars and Pullman Sleepers! O Scalers won't be left out in the cold – as they will see the arrivals of GE 44 Tonner locomotives, X-29 Box Cars, 53'6" Reefers and more! Atlas has a historical and unwavering dedication to prototypical accuracy. Unless otherwise noted, every paint scheme that appears on a model we produce has been carefully researched and recreated to look exactly as it did on the prototype.

If you wish to contact a Dealer near you check out the Atlas Dealer Locator at: <http://shop.atlasrr.com/storeLocator.aspx>. You can also search for products on Atlas' online store. The updated Atlas Online Store makes it easy for you to view products and accurately identify the inventory status of each Atlas product in all four available model railroad scales - N, HO, O and now Z. The Stock Status indicator reflects the product status of a listed item at any given time - in-stock, pre-order, backorder, or sold out.

Need to do some track work? Atlas is currently receiving multiple container shipments each month and we're working to fill all your track needs. If you're seeking more information on our time-tested track, the 148-page Atlas All Scales Track & Accessories Catalog is just the resource you need! We also offer a full line of instructional guides if you're looking to start fresh with a brand new layout! For more information and a complete listing of our books, check out our website or inquire at your local hobby shop.

If you haven't already, please sign up for our email newsletter, the Atlas Insider, by visiting <https://shop.atlasrr.com/t-emailsignup.aspx>. Doing so will assure that you will never miss out on special offers, news, and Catalogs featuring arrivals, announcements, and more!

Sincerely,

Drew Postle
Atlas Sales Manager



TABLE OF CONTENTS

ARRIVALS

PAGE #



N SCALE ARRIVALS - WINTER 2022

| | |
|---|-----------|
| ATLAS MASTER® N DASH 8-40C/CW LOCOMOTIVE - <i>New Paint Schemes & New Road Numbers</i> | pgs.4-5 |
| ATLAS MASTER® N ALP45-DP LOCOMOTIVE - <i>New Paint Schemes & New Road Numbers</i> | pgs.6-7 |
| ATLAS MASTER® N MODERN COMMUTER CAB AND TRAILER - <i>New Paint Schemes & New Road Numbers</i> | pgs.8-9 |
| ATLAS TRAINMAN® N 40' PLUG DOOR BOX CAR - <i>New Paint Schemes</i> | pgs.10-11 |
| ATLAS TRAINMAN® N BEER CAN TANK CAR - <i>New Paint Schemes</i> | pgs.12-13 |
| ATLAS TRAINMAN® N 70 TON ORE CAR - <i>New Paint Schemes & New Road Numbers</i> | pgs.14-15 |
| ATLAS N FORD® LNT 9000 TRACTOR CAB & DECALS - <i>New Paint Schemes</i> | pgs.16-17 |
| ATLAS CLASSIC® N U25B LOCOMOTIVE - <i>New Paint Schemes & New Road Numbers</i> | pgs.18-19 |
| ATLAS MASTER® N 40' REFRIGERATED CONTAINER - <i>New Paint Schemes</i> | pgs.20-21 |
| ATLAS MASTER® N F89J FLAT CAR - <i>New Paint Schemes & New Road Numbers</i> | pgs.22-23 |
| ATLAS MASTER® N 89'4" FLAT CAR - <i>New Paint Schemes & New Road Numbers</i> | pgs.24-25 |



HO SCALE ARRIVALS - WINTER 2022

| | |
|--|-----------|
| ATLAS MASTER® HO U30C LOCOMOTIVE - <i>New Paint Schemes & New Road Numbers</i> | pgs.26-29 |
| ATLAS MASTER® HO ALP45-DP LOCOMOTIVE - <i>New Paint Schemes & New Road Numbers</i> | pgs.30-31 |
| ATLAS MASTER® HO MODERN COMMUTER CAB AND TRAILER - <i>New Paint Schemes & New Road Numbers</i> | pgs.32-33 |
| ATLAS TRAINMAN® HO 40' PLUG DOOR BOX CAR - <i>New Paint Schemes</i> | pgs.34-35 |
| ATLAS HO FORD® LNT 9000 TRACTOR CAB & DECALS - <i>New Paint Schemes</i> | pgs.36-37 |
| ATLAS MASTER® HO B23-7 LOCOMOTIVE - <i>New Paint Schemes & New Road Numbers</i> | pgs.38-41 |
| ATLAS MASTER® HO PAIRED AND SINGLE WINDOW COACH - <i>New Paint Schemes & New Road Numbers</i> | pgs.42-45 |
| ATLAS MASTER® HO PULLMAN SLEEPER - <i>New Model</i> | pgs.46-47 |
| ATLAS MASTER® HO 40' REFRIGERATED CONTAINER - <i>New Paint Schemes</i> | pgs.48-49 |
| ATLAS MASTER® HO F89J FLAT CAR - <i>New Paint Schemes & New Road Numbers</i> | pgs.50-51 |
| ATLAS TRAINMAN® HO 68' BULKHEAD FLAT CAR - <i>New Paint Schemes & New Road Numbers</i> | pgs.52-53 |
| ATLAS MASTER® HO SD-24/26 LOCOMOTIVE - <i>New Paint Schemes & New Road Numbers</i> | pgs.54-57 |
| ATLAS MASTER® HO 40' WOOD REEFER - <i>New Paint Schemes</i> | pgs.58-59 |
| ATLAS MASTER® HO CENTERFLOW PRESSUREAIDE HOPPER - <i>New Paint Schemes & New Road Numbers</i> | pgs.60-61 |
| ATLAS TRAINMAN® HO 3560 COVERED HOPPER - <i>New Paint Schemes & New Road Numbers</i> | pgs.62-63 |
| ATLAS TRAINMAN® HO 40' 1937 AAR BOX CAR KIT - <i>New Paint Schemes & New Road Numbers</i> | pgs.64-65 |



O SCALE ARRIVALS - APRIL & MAY 2021

| | |
|---|-----------|
| ATLAS PREMIER O 44 TONNER LOCOMOTIVE - <i>New Atlas Model</i> | pgs.66-67 |
| ATLAS PREMIER O MADISON HEAVYWEIGHT PASSENGER CAR & PASSENGER FIGURES - <i>New Atlas Model</i> | pgs.68-71 |
| ATLAS MASTER® O 53'6" EXPRESS REEFER - <i>New Paint Schemes & New Road Numbers</i> | pgs.72-73 |
| ATLAS MASTER® O X-29 BOX CAR - <i>New Paint Schemes & New Road Numbers</i> | pgs.74-75 |
| ATLAS MASTER® O 60' AUTO PARTS BOX CAR - <i>New Paint Schemes & New Road Numbers</i> | pgs.76-77 |
| ATLAS MASTER® O 45' PINES TRAILER - <i>New Paint Schemes</i> | pgs.78-79 |
| ATLAS MASTER® O 3 BAY CYLINDRICAL HOPPER - <i>New Paint Schemes & New Road Numbers</i> | pgs.80-81 |
| ATLAS PREMIER O 50' AIRSLIDE HOPPER - <i>New Atlas Model</i> | pgs.82-83 |
| ATLAS PREMIER O 50' 50' GUNDERSON HIGH CUBE BOX CAR - <i>New Atlas Model</i> | pgs.84-85 |
| ATLAS PREMIER O 40' PS-1 BOX CAR WITH 6' DOOR - <i>New Tooling; Exclusive, Limited Edition Holiday Paint Scheme</i> | pg. 86 |



HO TRACK ARRIVALS - WINTER 2022

| | |
|----------------------|-----------|
| TRACK ARRIVALS | pgs.87-91 |
|----------------------|-----------|

For Availability, Please Contact Your Authorized Atlas Dealer

All prices are in US dollars. Prices and dates are subject to change without notice. Atlas reserves the right to correct errors, change prices and modify designs without notice. Any product pricing errors and updates may be corrected at any time through notification of distributors, dealers and consumers on our website: shop.atlasrr.com.

© 2020 Atlas Model Railroad Co., Inc.

Atlas Model Railroad Co., Inc. • 378 Florence Ave., Hillside, NJ 07205 • USA • ph: 908-687-0880 • fax: 908-687-8857 / 908-851-2550 • shop.atlasrr.com

N
SCALE

ATLAS MASTER® N DASH 8-40C/CW LOCOMOTIVE

NEW PAINT
SCHEMES!

NEW ROAD
NUMBERS



CREX



Lancaster & Chester



Pan Am



KCS‡



Canadian National (IC) cn.ca Scheme



CSX* Monon Heritage Decal



CSX* Chessie Heritage Decal



CSX* ACL Heritage Decal



Norfolk Southern



Conrail Quality

*CSX Licensed Product

‡Paint scheme is correct for a similar model

Atlas Model Railroad Co., Inc. • 378 Florence Ave., Hillside, NJ 07205 • USA • ph: 908-687-0880 • fax: 908-687-8857 / 908-851-2550 • shop.atlasrr.com



ATLAS MASTER® N DASH 8-40C/CW LOCOMOTIVE

SILVER UNDEC MSRP: \$139.95 | GOLD UNDEC MSRP: \$239.95

SILVER MSRP: \$139.95 | GOLD MSRP: \$249.95

Table with 4 columns: SILVER ITEM #, ROAD NAME, ROAD #, GOLD ITEM #. Rows include N DASH 8-40C LOCOMOTIVES, NEW PAINT SCHEMES!, N DASH 8-40CW LOCOMOTIVES, NEW PAINT SCHEMES!, and NEW ROAD NUMBERS!

Features:

- Separate coupler cut lever
• Directional lighting
• Golden white LEDs
• Painted safety rails
• Blackened metal wheels
• Dual flywheel equipped 5-pole skewed armature motor with low friction mechanism
• Factory-installed AccuMate® magnetic knuckle couplers

SOUND FUNCTIONALITY FEATURES (GOLD LOCOMOTIVES ONLY):

- Over 20 sound effects are available, including engine start-up and shutdown, prime mover sounds through all eight notches, bell, air horn, air compressor, dynamic brakes and more.
• There are up to 16 user-selectable horns, 2 user-selectable bells, and 2 user-selectable synchronized brake squeals.
• Equipped with ESU's Exclusive "Full Throttle" features for ultimate realism in prototype running.

Atlas Model Railroad Co., Inc. • 378 Florence Ave., Hillside, NJ 07205 • USA • ph: 908-687-0880 • fax: 908-687-8857 / 908-851-2550 • shop.atlasrr.com

DCC OPERATION FEATURES (GOLD items only)

- Supports all DCC-programming modes
• DCC includes RailCom and RailComPlus, with 14, 28 or 128 speed steps and with 2-digit and 4-digit addressing.
• Flexible mapping of function keys F0 to F28.
• A total of 6 DCC function outputs are available, and all can be function mapped (disable, brightness, light effects) individually
• Follows all NMRA DCC standards and recommended practices.

Silver Sound Ready™

Atlas Silver Sound Ready models are equipped with a speaker for easy conversion to sound with the addition of a decoder. If you need assistance with the upgrade of a Sound Ready model, please contact Atlas Customer Service at 908-687-0880 or csdept@atlasrr.com



Silver Sound Ready™

Wired speaker and enclosure included for easy conversion to sound.



ARRIVALS - WINTER 2022



CONSUMER AVAILABILITY: JANUARY 2022

N
SCALE

ATLAS MASTER® N ALP45-DP LOCOMOTIVE

NEW PAINT
SCHEMES!

NEW ROAD
NUMBERS



NJ TRANSIT Erie Lackawanna Heritage



NJ TRANSIT

Products bearing NJ TRANSIT marks are made under a trademark license from NJ TRANSIT.

Photos shown from previous runs.

Atlas Model Railroad Co., Inc. • 378 Florence Ave., Hillside, NJ 07205 • USA • ph: 908-687-0880 • fax: 908-687-8857 / 908-851-2550 • shop.atlasrr.com



ATLAS MASTER® N ALP45-DP LOCOMOTIVE

ALP-45DP GOLD MSRP: \$259.95 | ALP-45DP SILVER MSRP: \$149.95

| ANALOG ITEM # | ROAD NAME | ROAD # | DCC ITEM # |
|--|-------------------------------------|--------|------------|
| N ALP-45DP LOCOMOTIVE - NEW PAINT SCHEME! | | | |
| 40 004 854 | NJ Transit Erie Lackawanna Heritage | 4519 | 40 004 858 |
| N ALP-45DP LOCOMOTIVE - NEW ROAD NUMBERS! | | | |
| 40 004 855 | NJ TRANSIT | 4507 | 40 004 859 |
| 40 004 856 | NJ TRANSIT | 4525 | 40 004 860 |
| 40 004 857 | NJ TRANSIT | 4530 | 40 004 861 |

ALP-45DP Features:

- Designed from prototype drawings and field research with the cooperation of NJ TRANSIT
- Illuminated directional LED headlight/ditchlights and red marker lights
- Pantograph (non-functioning) can be positioned up or down
- Five pole skewed armature motor with dual flywheels for optimum performance at all speeds
- Factory-applied railings, air horn, and antenna details
- Grab irons packed separately for customer application (includes drilling template)

Silver Sound Ready

- Atlas Silver Sound Ready models are equipped with a speaker for easy conversion to sound with the addition of a decoder.

Gold version features:

- ESU LokSound decoder, supporting all DCC programming modes
- Flexible mapping of function keys F0 to F28
- A total of six DCC function outputs
- Follows all NMRA DCC standards and recommended practices

NJ TRANSIT ALP-45DP front view



NJ TRANSIT ALP-45DP rear view



N
SCALE

ATLAS MASTER® N MODERN COMMUTER CAB AND TRAILER

NEW PAINT
SCHEMES!

NEW ROAD
NUMBERS



NJ TRANSIT Pennsylvania Heritage Cab Car



NJ TRANSIT CNJ Heritage Multi-level Trailer with Toilet



NJ TRANSIT Conrail Heritage Multi-level Trailer



NJ TRANSIT Erie Lackawanna Heritage Multi-level Trailer



NJ TRANSIT PRSL Heritage Multi-level Trailer

Products bearing NJ TRANSIT marks are made under a trademark license from NJ TRANSIT.

Some photos shown from previous runs.

Atlas Model Railroad Co., Inc. • 378 Florence Ave., Hillside, NJ 07205 • USA • ph: 908-687-0880 • fax: 908-687-8857 / 908-851-2550 • shop.atlasrr.com



ATLAS MASTER® N MODERN COMMUTER CAB AND TRAILER

MULTI-LEVEL CAB CAR MSRP: \$69.95 | MULTI-LEVEL TRAILER MSRP: \$54.95

MULTI-LEVEL TRAILER "HERITAGE SCHEME" MSRP: \$59.95

| ITEM # | ROAD NAME | ROAD # |
|---|-------------------------------------|--------|
| N MULTI-LEVEL CAB CAR - NEW PAINT SCHEME! | | |
| 50 005 374 | NJ TRANSIT Pennsylvania Heritage | 7036 |
| N MULTI-LEVEL CAB CAR - NEW ROAD NUMBERS! | | |
| 50 005 518 | NJ TRANSIT | 7006 |
| 50 005 519 | NJ TRANSIT | 7022 |
| N MULTI-LEVEL TRAILER (W/TOILET) - NEW PAINT SCHEME! | | |
| 50 005 373 | NJ TRANSIT CNJ Heritage | 7236 |
| N MULTI-LEVEL TRAILER (W/TOILET) - NEW ROAD NUMBERS! | | |
| 50 005 516 | NJ TRANSIT | 7205 |
| 50 005 517 | NJ TRANSIT | 7226 |
| N MULTI-LEVEL TRAILER - NEW PAINT SCHEMES! | | |
| 50 005 370 | NJ TRANSIT Conrail Heritage | 7681 |
| 50 005 371 | NJ TRANSIT Erie Lackawanna Heritage | 7606 |
| 50 005 372 | NJ TRANSIT PRSL Heritage | 7666 |
| N MULTI-LEVEL TRAILER - NEW ROAD NUMBERS! | | |
| 50 005 508 | NJ TRANSIT | 7532 |
| 50 005 509 | NJ TRANSIT | 7548 |
| 50 005 510 | NJ TRANSIT | 7587 |
| 50 005 511 | NJ TRANSIT | 7590 |
| 50 005 512 | NJ TRANSIT | 7606 |
| 50 005 513 | NJ TRANSIT | 7615 |
| 50 005 514 | NJ TRANSIT | 7642 |
| 50 005 515 | NJ TRANSIT | 7663 |



NJ TRANSIT Cab Car



NJ TRANSIT Multi-level Trailer with Toilet

Multi-level Cab Car Features:

- Designed from prototype drawings and field research with the cooperation of NJ TRANSIT
- Illuminated directional LED headlight/ditchlights and red marker lights
- Interior includes seat details and LED illumination
- Provision for mounting a speaker in cab cars
- Separately applied air horn (cab car), antenna (cab car), lift lugs, end barriers, and rubber diaphragms
- Free-rolling metal wheels



NJ TRANSIT Trailer

Multi-level Trailer Cars Features:

- Designed from prototype drawings and field research with the cooperation of NJ TRANSIT
- Interior includes seat details and LED illumination
- Separately applied lift lugs, end barriers, and rubber diaphragms
- Free-rolling metal wheels

N
SCALE

ATLAS TRAINMAN® N 40' PLUG DOOR BOX CAR

**NEW PAINT
SCHEMES!**



Pabst Blue Ribbon



Schlitz



Schaefer



Rainier



Old Style



National Bohemian



ATLAS TRAINMAN® N 40' PLUG DOOR BOX CAR

MSRP: \$25.95

| ITEM # | ROAD NAME | ROAD # |
|---------------------------|-------------------|--------|
| NEW PAINT SCHEMES! | | |
| 50 005 646 | Pabst Blue Ribbon | 1027 |
| 50 005 647 | Pabst Blue Ribbon | 1051 |
| 50 005 648 | Pabst Blue Ribbon | 1079 |
| 50 005 649 | Schlitz | 18156 |
| 50 005 650 | Schlitz | 18174 |
| 50 005 651 | Schlitz | 18183 |
| 50 005 652 | Schaefer | 53107 |
| 50 005 653 | Schaefer | 53123 |
| 50 005 654 | Schaefer | 53148 |
| 50 005 655 | Rainier | 6803 |
| 50 005 656 | Rainier | 6819 |
| 50 005 657 | Rainier | 6824 |
| 50 005 658 | Old Style | 815 |
| 50 005 659 | Old Style | 872 |
| 50 005 660 | Old Style | 899 |
| 50 005 661 | National Bohemian | 1885 |
| 50 005 662 | National Bohemian | 1890 |
| 50 005 663 | National Bohemian | 1893 |

This Atlas Trainman model is based upon the typical RBL class of insulated box cars that were used to carry goods that required protection from extremes of temperature, but not refrigeration. Plug-style doors were normally used to ensure a tight seal in the insulation. Designed for transport of both perishables and large loads, plug doors allowed box cars to be sealed from outside dust and dirt. These Atlas Trainman units are painstakingly designed to provide many hours of optimum, smooth performance and hours of modeling enjoyment.

Features:

- Prototypical painting and lettering
- AccuMate® couplers
- Roller-bearing or friction-bearing trucks where appropriate
- And more!

Pabst Blue Ribbon, National Bohemian, Old Style, Schlitz, Schaefer, Rainier, and related marks, logos and designs are intellectual property of PBC and are used with permission by Atlas Model Railroad Co., Inc. © 2022, All rights reserved.

Atlas Model Railroad Co., Inc. • 378 Florence Ave., Hillside, NJ 07205 • USA • ph: 908-687-0880 • fax: 908-687-8857 / 908-851-2550 • shop.atlasrr.com

N
SCALE

ATLAS TRAINMAN® N BEER CAN TANK CAR

**NEW PAINT
SCHEMES!**




Beer - Generic




Jax



Lone Star



Olympia



Pabst Blue Ribbon



Primo



Schlitz



Stroh's



ATLAS TRAINMAN® N BEER CAN TANK CAR

MSRP: \$26.95

| ITEM # | ROAD NAME | ROAD # |
|---------------------------|------------------------------------|--------|
| NEW PAINT SCHEMES! | | |
| 50 005 629 | BEER (White/Black) | 1934 |
| 50 005 630 | BEER (White/Black) | 2003 |
| 50 005 631 | Jax (Red/Yellow) | 1890 |
| 50 005 632 | Jax (Red/Yellow) | 1913 |
| 50 005 633 | Lone Star (Red/White/Gold) | 1874 |
| 50 005 634 | Lone Star (Red/White/Gold) | 1976 |
| 50 005 635 | Olympia "Little Oly" (White/Gold) | 1896 |
| 50 005 636 | Olympia "Little Oly" (White/Gold) | 1983 |
| 50 005 637 | Pabst Blue Ribbon (White/Red/Blue) | 1844 |
| 50 005 638 | Pabst Blue Ribbon (White/Red/Blue) | 2014 |
| 50 005 639 | Primo (Yellow/Blue/Red) | 1901 |
| 50 005 640 | Primo (Yellow/Blue/Red) | 1963 |
| 50 005 641 | Schlitz (Red/White/Gold) | 1849 |
| 50 005 642 | Schlitz (Red/White/Gold) | 1932 |
| 50 005 643 | Stroh's (Blue/Red/Gold) | 1850 |
| 50 005 644 | Stroh's (Blue/Red/Gold) | 2000 |


In the late 1960's, there was demand for a smaller, versatile tank car that could fit onto smaller sidings and spurs. Aptly nicknamed, "Shorty" or "Beer Can" for its diminutive size, the car is based off of an ACF® design. At the time, larger tank cars were being ordered, but there was enough demand for a smaller tank car that could meet the needs of shippers with smaller sidings and weight limits on tracks. Usually these tank cars saw service hauling corn syrup, oils, and other heavy liquids. This run of Atlas Beer Can Tank Cars give a quite literal representation with paint schemes representing actual beer brands.

Features:

- Ladder and dome detail
- Accurate painting and printing
- Ready-to-run
- AccuMate® couplers

AccuMate® couplers are made under license from AccuRail, Inc.

CARS FEATURE A "POP TOP" ON ONE END AND REPORTING MARKS ON THE OTHER, WITH COLORFUL BEER CAN LABEL ART ON THE CAR BODY



Pabst Blue Ribbon, Jax, Lone Star, Olympia, Primo, Schlitz, Stroh's and related marks, logos and designs are intellectual property of PBC and are used with permission by Atlas Model Railroad Co., Inc. © 2022, All rights reserved.

Atlas Model Railroad Co., Inc. • 378 Florence Ave., Hillside, NJ 07205 • USA • ph: 908-687-0880 • fax: 908-687-8857 / 908-851-2550 • shop.atlasrr.com

N
SCALE

NEW PAINT
SCHEMES!

ATLAS TRAINMAN® N 70 TON ORE CAR

NEW ROAD
NUMBERS



Canadian National



Canadian Pacific



Milwaukee Road



Missable "Quad" w/ conspicuity stripes



Great Northern



Union Pacific



ATLAS TRAINMAN® N 70 TON ORE CAR

MSRP: \$18.95 | UNDEC MSRP: \$14.95

| ITEM # | ROAD NAME | ROAD # |
|---|---|--------|
| ATLAS N TRAINMAN® 70 TON ORE CAR | | |
| 50 002 614 | Undecorated | - |
| NEW PAINT SCHEMES! | | |
| 50 005 748 | Canadian National (Brown/White/Yellow) | 344281 |
| 50 005 749 | Canadian National (Brown/White/Yellow) | 344633 |
| 50 005 750 | Canadian National (Brown/White/Yellow) | 344687 |
| 50 005 751 | Canadian Pacific (Black/White) | 377116 |
| 50 005 752 | Canadian Pacific (Black/White) | 377173 |
| 50 005 753 | Canadian Pacific (Black/White) | 377227 |
| 50 005 754 | Milwaukee Road (Brown/White) | 75157 |
| 50 005 755 | Milwaukee Road (Brown/White) | 75189 |
| 50 005 756 | Milwaukee Road (Brown/White) | 75193 |
| 50 005 757 | Missabe "Quad" w/Conspic Stripes (Brown/White/Yellow) | 51330 |
| 50 005 758 | Missabe "Quad" w/Conspic Stripes (Brown/White/Yellow) | 51674 |
| 50 005 759 | Missabe "Quad" w/Conspic Stripes (Brown/White/Yellow) | 51910 |
| NEW ROAD NUMBERS! | | |
| 50 005 760 | Great Northern (Brown/White) | 89201 |
| 50 005 761 | Great Northern (Brown/White) | 89428 |
| 50 005 762 | Great Northern (Brown/White) | 89446 |
| 50 005 763 | Union Pacific (Silver/Red) | 26492 |
| 50 005 764 | Union Pacific (Silver/Red) | 26062 |
| 50 005 765 | Union Pacific (Silver/Red) | 27279 |

Atlas' popular 70 Ton Ore Cars have entered the Trainman® line. These cars feature wonderful details to help you round out your fleet of rolling stock.

Features:

- Ready-to-run
- AccuMate® couplers
- Accurate painting and printing
- Free-rolling trucks with brown plastic wheels
- Full rivet detail

AccuMate® couplers are made under license from AccuRail, Inc.

N
SCALE

ATLAS N FORD® LNT 9000 TRACTOR CAB

NEW PAINT
SCHEMES!



White & Gold - matches Lucky Lager trailer



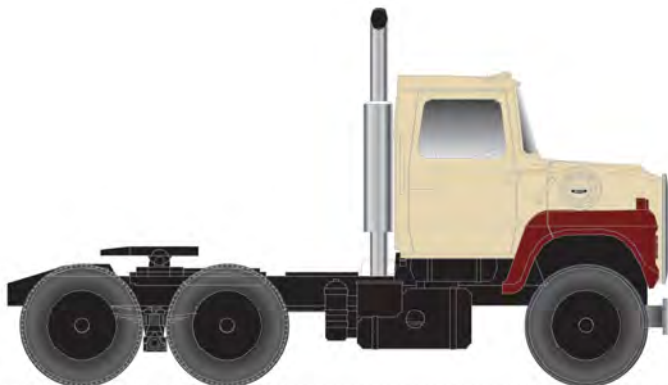
Red & Black - matches Old Milwaukee trailer



White, Blue & Black - matches Old Style trailer



White, Blue & Black - matches Pabst Blue Ribbon trailer



Tan, Maroon & Black - matches Schlitz trailer



Red & Black - matches Stroh's trailer





<https://shop.atlasrr.com/c-1472-n173.aspx>



ATLAS N FORD® LNT 9000 TRACTOR CAB

MSRP: \$19.95

| ITEM # | ROAD NAME |
|--------------------------|---|
| NEW PAINT SCHEMES | |
| 60 000 142 | White & Gold - matches Lucky Lager trailer |
| 60 000 143 | Red & Black - matches Old Milwaukee trailer |
| 60 000 144 | White, Blue & Black - matches Old Style trailer |
| 60 000 145 | White, Blue & Black - matches Pabst Blue Ribbon trailer |
| 60 000 146 | Tan, Maroon & Black - matches Schlitz trailer |
| 60 000 147 | Red & Black - matches Stroh's trailer |

DESIGNED TO COMPLEMENT ATLAS' 45' PINES TRAILERS!

If you want to haul trailers full of beer, you need some powerful cabs to do it. Based on Ford®'s 1984 LNT 9000 Tractor Cab, Atlas' N scale model is ready-to-run and features a seat and square fuel tanks with built-in steps. All paint schemes are designed to match Atlas' beer branded trailers.

Features:

- Seat
- Square fuel tanks with built-in steps
- Steering wheel
- Rubber tires
- One cab per pack

COORDINATING LICENSED BEER BRAND DECALS ARE AVAILABLE AS A SEPARATE SALE ITEM - SEE BELOW!

MSRP: \$1.50

| ITEM # | ROAD NAME |
|--------------------------|------------------------------------|
| NEW PAINT SCHEMES | |
| 60 000 142D | Lucky Lager (White/Gold/Red) |
| 60 000 143D | Old Milwaukee (Red/White) |
| 60 000 144D | Old Style (White/Blue/Gold) |
| 60 000 145D | Pabst Blue Ribbon (Red/White/Blue) |
| 60 000 146D | Schlitz (Tan/Maroon) |
| 60 000 147D | Stroh's (Red/Gold) |

Lucky Lager, Old Milwaukee, Old Style, Pabst Blue Ribbon, Schlitz, Stroh's and related marks, logos and designs are intellectual property of PBC and are used with permission by Atlas Model Railroad Co., Inc. © 2022, All rights reserved.

N
SCALE

ATLAS CLASSIC® N U25B LOCOMOTIVE

**NEW PAINT
SCHEMES!**

**NEW ROAD
NUMBERS**



Rock Island



Santa Fe



Southern Pacific



Union Pacific



Conrail



Erie Lackawanna



Great Northern



ATLAS CLASSIC® N U25B LOCOMOTIVE

ANALOG MSRP: \$124.95 | DCC MSRP: \$159.95

ANALOG UNDEC MSRP: \$114.95 | DCC UNDEC MSRP: \$149.95

| ANALOG ITEM # | ROAD NAME | ROAD # | DCC ITEM # |
|-----------------------------------|--------------------------------------|--------|------------|
| N U25B PHASE 2A LOCOMOTIVE | | | |
| 40 000 566 | Undecorated | - | 40 004 766 |
| NEW PAINT SCHEMES! | | | |
| 40 004 752 | Rock Island (Red/Yellow) | 204 | 40 004 767 |
| 40 004 753 | Rock Island (Red/Yellow) | 213 | 40 004 768 |
| NEW ROAD NUMBERS! | | | |
| 40 004 754 | Santa Fe (Blue/Yellow) | 1602 | 40 004 769 |
| 40 004 755 | Santa Fe (Blue/Yellow) | 1610 | 40 004 770 |
| 40 004 756 | Southern Pacific (Gray/Scarlet) | 6726 | 40 004 771 |
| 40 004 757 | Southern Pacific (Gray/Scarlet) | 6737 | 40 004 772 |
| 40 004 758 | Union Pacific (Yellow/Gray/Red) | 638 | 40 004 773 |
| 40 004 759 | Union Pacific (Yellow/Gray/Red) | 640 | 40 004 774 |
| N U25B PHASE 2B LOCOMOTIVE | | | |
| 40 000 577 | Undecorated | - | 40 004 775 |
| NEW ROAD NUMBERS! | | | |
| 40 004 760 | Conrail (Blue/White) | 2620 | 40 004 776 |
| 40 004 761 | Conrail (Blue/White) | 2629 | 40 004 777 |
| 40 004 762 | Erie Lackawanna (Gray/Maroon/Yellow) | 2501 | 40 004 778 |
| 40 004 763 | Erie Lackawanna (Gray/Maroon/Yellow) | 2506 | 40 004 779 |
| 40 004 764 | Great Northern (Green/Orange/Yellow) | 2510 | 40 004 780 |
| 40 004 765 | Great Northern (Green/Orange/Yellow) | 2515 | 40 004 781 |

Atlas' high quality N scale locomotive is modeled after GE's U25B introduced in the 1960s. The U25B locomotives were a common sight on railroads across the country. This replica has the same high detail and standards you have come to expect from an Atlas locomotive.

Features:

- Scale Speed™ motor
- Directional lighting
- Golden-White LEDs
- Blackened metal wheels
- Full pilots with body mounted AccuMate® couplers
- Crisp painting and lettering
- DCC versions feature NCE Decoders

N
SCALE

ATLAS MASTER® N 40' REFRIGERATED CONTAINER

NEW PAINT SCHEMES!



CSAV (CRLU)



EVERGREEN (EMCU)



Ocean Network Express (SZLU)



Crowley (CMCU)



ZIM (MONITOR) (ZMOU)



ATLAS MASTER® N 40' REFRIGERATED CONTAINER

MSRP: \$44.95

| ITEM # | ROAD NAME |
|---------------------------|-----------------------------------|
| NEW PAINT SCHEMES! | |
| 50 005 996 | CSAV Set #1 (White/Blue/Red) |
| 50 005 997 | CSAV Set #2 (White/Blue/Red) |
| 50 005 998 | EVERGREEN Set #1 (White/Green) |
| 50 005 999 | EVERGREEN Set #2 (White/Green) |
| 50 006 000 | ONE Set #1 (White/Pink) |
| 50 006 001 | ONE Set #2 (White/Pink) |
| 50 006 002 | CROWLEY Set #1 (White/Black) |
| 50 006 003 | CROWLEY Set #2 (White/Black) |
| 50 006 004 | ZIM (MONITOR) Set #1 (White/Blue) |
| 50 006 005 | ZIM (MONITOR) Set #2 (White/Blue) |

Since the 1970s most international freight has been shipped by standardized 20- and 40-foot containers. Some of this huge flow of cargo between countries needs to be refrigerated for the transit. The second most common type of ISO* container in use is the refrigerated container. Today's refrigerated container design uses high tech composite (plastics and metals) construction and a "picture frame" type refrigeration unit. Atlas' model represents a standard 40-foot high-cube refrigerated container (ISO Type Code 45R1) found in many shipping and leasing fleets.

*ISO is the International Organization for Standardization.

Features:

- Prototypically accurate Daikin reefers
- 40-foot High-Cube Refrigerated Container
- Composite materials sandwich-sides design
- Detailed picture window refrigeration unit with separate parts
- ISO Type 45R1
- Five hinge / four bar doors with OUT style handles
- Each set comes as a 3-pack
- Compatible with Atlas N Master® 40' and 53' Well Cars



End view of a model showing refrigeration unit

N
SCALE

**NEW PAINT
SCHEMES!**

ATLAS MASTER® N F89J 89' FLAT CAR

**NEW ROAD
NUMBERS**



JTTX (2000s yellow)



PTTX with conspicuity stripes



PTTX with conspicuity stripes & pipe load



TTX (1970s yellow)



Trailer Train (brown) "As Delivered"



TTX (RTTX)



<https://shop.atlasrr.com/c-1426-n159.aspx>



ATLAS MASTER® N F89J 89' FLAT CAR

MSRP: \$42.95 | MSRP W/PIPELOAD: \$57.95

| ITEM # | ROAD NAME | ROAD # |
|--|---|--------|
| N F89J 89' FLAT CAR (WITH DECK RISERS) - NEW PAINT SCHEMES! | | |
| 50 005 520 | JTTX (2000s Yellow) | 601395 |
| 50 005 521 | JTTX (2000s Yellow) | 601492 |
| 50 005 522 | JTTX (2000s Yellow) | 602108 |
| 50 005 523 | PTTX w/Conspicuity Stripes (2000s Yellow) | 600981 |
| 50 005 524 | PTTX w/Conspicuity Stripes (2000s Yellow) | 600963 |
| 50 005 525 | PTTX w/Conspicuity Stripes (2000s Yellow) | 601144 |
| N F89J 89' FLAT CAR (WITH DECK RISERS & GREEN PIPE LOAD) - NEW PAINT SCHEMES! | | |
| 50 005 526 | PTTX w/Conspicuity Stripes (2000s Yellow) | 602491 |
| 50 005 527 | PTTX w/Conspicuity Stripes (2000s Yellow) | 602131 |
| 50 005 528 | PTTX w/Conspicuity Stripes (2000s Yellow) | 602274 |
| F89J (MID/END HITCHES) - NEW ROAD NUMBERS! | | |
| 50 005 529 | TTX (1970s Yellow) | 600947 |
| 50 005 530 | TTX (1970s Yellow) | 600976 |
| 50 005 531 | TTX (1970s Yellow) | 601007 |
| 50 005 532 | TTX (1970s Yellow) | 601127 |
| 50 005 533 | Trailer Train (Brown "As Delivered") | 601009 |
| 50 005 534 | Trailer Train (Brown "As Delivered") | 601033 |
| 50 005 535 | Trailer Train (Brown "As Delivered") | 601142 |
| 50 005 536 | Trailer Train (Brown "As Delivered") | 601283 |
| F89J FLAT CAR (TRIPLE HITCH) - NEW ROAD NUMBERS! | | |
| 50 005 537 | TTX (RTTX) (Yellow) | 600952 |
| 50 005 538 | TTX (RTTX) (Yellow) | 601024 |
| 50 005 539 | TTX (RTTX) (Yellow) | 601263 |
| 50 005 540 | TTX (RTTX) (Yellow) | 601325 |

Built for Trailer Train by ACF between 1966-68, the visually unique "F89-J" 89' Flat Cars were produced for TOFC service and was the only standard-height, bowl deck car of this design by ACF. Easily identified as a common asset in the vast TTX car fleet, over 1,600 F89-J's haul trailers, pipe, rail, bulk loads, and hundreds remain in service today! Not easily confused with any other 89' flat car, these models will add flair to your freight roster!

Features:

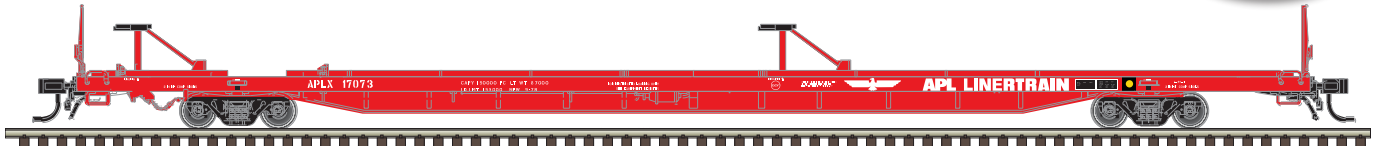
- Ready-to-run
- Die-cast metal frame
- Fine-scale detail
- Accurately painted/printed
- Collapsed & raised hitch detail
- Prototypical ride height
- 70-Ton BLMA trucks
- Fine-scale metal wheels

N
SCALE

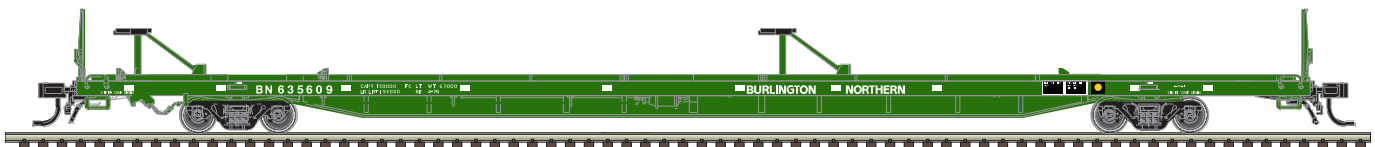
**NEW PAINT
SCHEMES!**

ATLAS MASTER® N 89'4" FLAT CAR

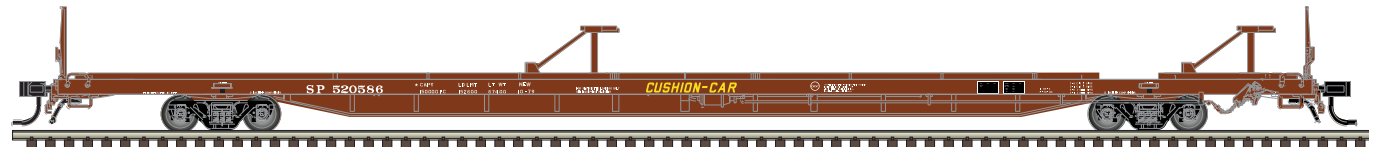
**NEW ROAD
NUMBERS**



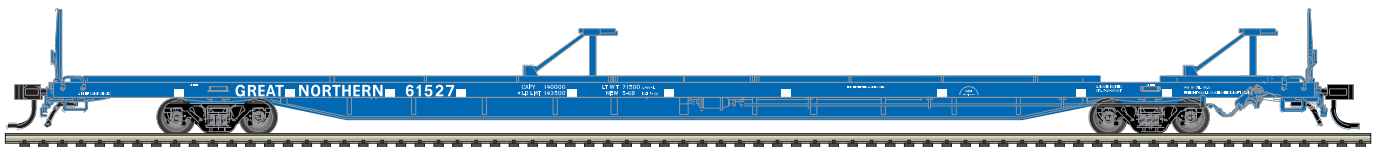
APL "Linertrain"



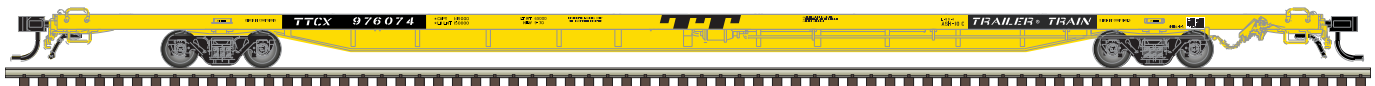
Burlington Northern



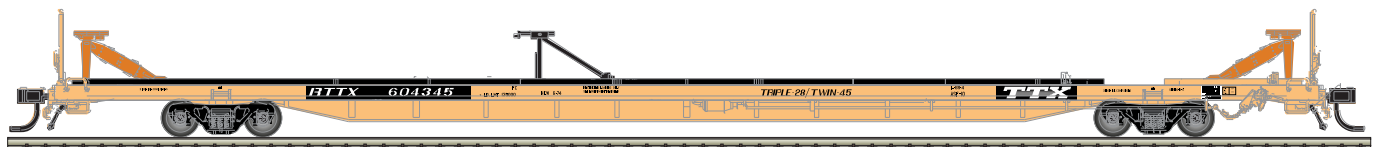
Southern Pacific



Great Northern



Trailer Train (TTX)



TTX Company (RTTX)



ATLAS MASTER® N 89'4" FLAT CAR

MSRP: \$31.95 | UNDEC MSRP: \$24.95

| ITEM # | ROAD NAME | ROAD # |
|---|-------------------------------------|--------|
| N 89' 4" FLAT CAR | | |
| 50 002 554 | Undecorated (Mid/End Hitches) | - |
| 50 002 555 | Undecorated (Containers) | - |
| 50 002 556 | Undecorated (Triple Hitches) | - |
| MID/END HITCHES - NEW PAINT SCHEMES! | | |
| 50 004 427 | APL "Linertrain" (Red/White) | 17030 |
| 50 004 428 | APL "Linertrain" (Red/White) | 17068 |
| 50 004 429 | APL "Linertrain" (Red/White) | 17071 |
| 50 004 430 | APL "Linertrain" (Red/White) | 17073 |
| 50 004 431 | Burlington Northern (Green/White) | 635602 |
| 50 004 432 | Burlington Northern (Green/White) | 635605 |
| 50 004 433 | Burlington Northern (Green/White) | 635606 |
| 50 004 434 | Burlington Northern (Green/White) | 635609 |
| MID/END HITCHES - NEW ROAD NUMBERS! | | |
| 50 004 435 | Southern Pacific (Brown/White) | 520545 |
| 50 004 436 | Southern Pacific (Brown/White) | 520578 |
| 50 004 437 | Southern Pacific (Brown/White) | 520680 |
| 50 004 438 | Southern Pacific (Brown/White) | 520719 |
| 50 004 447 | Great Northern (Blue/White) | 61526 |
| 50 004 448 | Great Northern (Blue/White) | 61529 |
| 50 004 449 | Great Northern (Blue/White) | 61530 |
| 50 004 450 | Great Northern (Blue/White) | 61534 |
| CONTAINERS - NEW ROAD NUMBERS! | | |
| 50 004 439 | Trailer Train (TTCX) (Yellow/Black) | 976026 |
| 50 004 440 | Trailer Train (TTCX) (Yellow/Black) | 976065 |
| 50 004 441 | Trailer Train (TTCX) (Yellow/Black) | 976088 |
| 50 004 442 | Trailer Train (TTCX) (Yellow/Black) | 976112 |
| TRIPLE HITCHES - NEW ROAD NUMBERS! | | |
| 50 004 443 | TTX Company (RTTX) (Yellow/Black) | 603760 |
| 50 004 444 | TTX Company (RTTX) (Yellow/Black) | 603876 |
| 50 004 445 | TTX Company (RTTX) (Yellow/Black) | 604267 |
| 50 004 446 | TTX Company (RTTX) (Yellow/Black) | 604410 |

The ACF® 89' 4" flat car was introduced in the late 60s as a result of a continuing need for more intermodal platform capacity. The Atlas model is based on the 1973 version that was originally designed to carry two trailers or combinations with containers. The cars have been used by Trailer Train and various railroads in intermodal service since that time. Many of these were modified in the late 80s to accept longer trailers. Most of those remaining in TTX service, today, have been modified with three hitches to accommodate up to three shorter package trailers.

Features:

- Based on ACF Plans
- Two different styles of hitch
- Container pedestals
- Correct model year jack pads
- Recommended 13" radius minimum
- AccuMate couplers

AccuMate® couplers are made under license from AccuRail, Inc.

HO
SCALE

ATLAS MASTER® HO U30C LOCOMOTIVE

**NEW PAINT
SCHEMES!**

**NEW ROAD
NUMBERS**



Chessie System* C&O



Union Pacific "as delivered"



Rock Island



SOO Line (parallelogram)

**CSX Licensed Product*

Atlas Model Railroad Co., Inc. • 378 Florence Ave., Hillside, NJ 07205 • USA • ph: 908-687-0880 • fax: 908-687-8857 / 908-851-2550 • shop.atlasrr.com

HO
SCALE

ATLAS MASTER® HO U30C LOCOMOTIVE



Chicago & North Western



Chicago & North Western



Detroit Edison



Norfolk Southern



Silver
Sound Ready™

Wired speaker and enclosure included
for easy conversion to sound.



Gold Models
with ESU Sound



ATLAS MASTER® HO U30C LOCOMOTIVE

Built by General Electric between 1966 and 1976, the six-axle, 3000-h.p. U30C locomotive was General Electric's alternative to EMD's SD40 series. In that ten year time frame, GE built 600 U30C's for a wide variety of operators. The largest customer was the BN, with 180 units compared to the US DOT, which purchased a single locomotive for their Pueblo test facility. Detroit Edison and Kaiser Steel might have been the most unique operators to purchase the U30 (DE receiving 11 and Kaiser with 5). The Kaiser Steel U30's hauled ore trains from mine to mill in California's Eagle Mountain, while the Detroit Edison locomotives were assigned unit train duties from the coal fields in western Pennsylvania to DTE's generating station in Monroe, Michigan. By the late 80's, most U30C's had been retired, while a handful remained in operation for second hand operators. Today the number of active U30C's has dwindled, but a handful can still be found working for short lines and regional railroads in North America.

Features:

- Adirondack floating bolster trucks with or without bearing caps as appropriate per railroad
- Coupler pocket designed to accept AccuMate Proto-couplers
- Golden-white LEDs
- Antenna detail where appropriate per road name
- Realistic die-cast underframe
- Five-pole skewed armature motor with dual flywheels for optimum performance at all speeds
- Separately-installed scale windshield wipers, metal grab irons and fine scale handrails
- Directional lighting
- With or without nose headlight as appropriate per railroad
- Non-operating cab roof-top beacon detail where appropriate per road name
- Detailed crew members
- Marker lights with separate lenses
- Snowplow
- Separately-applied drop steps
- Recommended radius: 22"

Silver Sound Ready:

Atlas Silver Sound Ready models are equipped with a speaker for easy conversion to sound with the addition of a decoder.

Atlas Master™ Series Silver Additional Features:

NMRA 8-pin plug for DCC (Decoder-ready)

Sound Features for Gold Series : (DCC Operation)

Supports all DCC-programming modes

Flexible mapping of function keys F0 to F28.

A total of six DCC function outputs are available

Follows all NMRA DCC standards and recommended practices.



ATLAS MASTER® HO U30C LOCOMOTIVE

SILVER MSRP: \$169.95 | GOLD MSRP: \$279.95

| SILVER ITEM # | ROAD NAME | ROAD # | GOLD ITEM # |
|---------------------------|--|--------|-------------|
| HO U30C LOCOMOTIVE | | | |
| 10 000 868 | Undecorated w/out nose headlight | - | 10 000 893 |
| 10 000 869 | Undecorated w/flat nose headlight | - | 10 000 895 |
| NEW ROAD NUMBERS! | | | |
| 10 003 551 | Chessie System (C&O)* (Vermillion/Yellow/Blue) | 3307 | 10 003 570 |
| 10 003 552 | Chessie System (C&O)* (Vermillion/Yellow/Blue) | 3310 | 10 003 571 |
| 10 003 553 | Chessie System (C&O)* (Vermillion/Yellow/Blue) | 3312 | 10 003 572 |
| 10 003 554 | Union Pacific (as delivered) (Yellow/Gray/Red) | 2881 | 10 003 573 |
| 10 003 555 | Union Pacific (as delivered) (Yellow/Gray/Red) | 2884 | 10 003 574 |
| 10 003 556 | Union Pacific (as delivered) (Yellow/Gray/Red) | 2888 | 10 003 575 |
| 10 003 557 | Rock Island (Red/Yellow) | 4588 | 10 003 576 |
| 10 003 558 | Rock Island (Red/Yellow) | 4593 | 10 003 577 |
| 10 003 559 | Rock Island (Red/Yellow) | 4596 | 10 003 578 |
| 10 003 560 | SOO LINE (Parallelogram) (Red/White) | 802 | 10 003 579 |
| 10 003 561 | SOO LINE (Parallelogram) (Red/White) | 805 | 10 003 580 |
| 10 003 562 | SOO LINE (Parallelogram) (Red/White) | 808 | 10 003 581 |
| 10 003 563 | Chicago and North Western (Yellow/Green) | 933 | 10 003 582 |
| 10 003 564 | Chicago and North Western (Yellow/Green) | 936 | 10 003 583 |
| NEW PAINT SCHEMES! | | | |
| 10 003 565 | Chicago and North Western (Yellow/Green) | 932 | 10 003 584 |
| 10 003 566 | Detroit Edison (Blue/White) | 007 | 10 003 585 |
| 10 003 567 | Detroit Edison (Blue/White) | 008 | 10 003 586 |
| 10 003 568 | Detroit Edison (Blue/White) | 011 | 10 003 587 |
| 10 003 569 | Norfolk Southern (Black/White) | 8000 | 10 003 588 |



Silver Sound Ready™

Wired speaker and enclosure included for easy conversion to sound.

*CSX Licensed Product

Analog (DC) Operation:

The LokSound Select Dual-Mode decoder allows your Atlas Gold Series locomotive to be used on DC as well as on DCC layouts. Please note that the Atlas Quantum Engineer will NOT operate an Atlas Gold Series locomotive equipped with a LokSound Select decoder on an analog (DC) layout. However, the sound and lighting functions of the LokSound Select decoder in the Atlas Gold Series U23B locomotive can be controlled by an easy-to-use basic DCC system. Also note that on a DC-powered layout, a DCC and sound equipped locomotive CANNOT be consisted with another locomotive that does not also have both DCC and sound. (This statement does NOT apply to DCC-equipped locomotives operating on a DCC layout.)

Sound Functionality:

Over 20 sound effects are available, including engine start-up and shutdown, prime mover sounds through all eight notches, bell, air horn, air compressor, dynamic brakes and more. There are 16 user-selectable horns, 2 user-selectable bells, and 2 user-selectable synchronized brake squeals. Manual and Automatic Notching modes with the ability to change modes "on the fly" are provided for true realism.



Gold Models with ESU Sound



ARRIVALS - WINTER 2022



CONSUMER AVAILABILITY: JANUARY 2022

HO SCALE

ATLAS MASTER® HO ALP45-DP LOCOMOTIVE

NEW PAINT SCHEMES!

NEW ROAD NUMBERS



NJ TRANSIT Erie Lackawanna Heritage



NJ TRANSIT

Products bearing NJ TRANSIT marks are made under a trademark license from NJ TRANSIT.

Photos shown from previous runs.

Atlas Model Railroad Co., Inc. • 378 Florence Ave., Hillside, NJ 07205 • USA • ph: 908-687-0880 • fax: 908-687-8857 / 908-851-2550 • shop.atlasrr.com

HO
SCALE

ATLAS MASTER® HO ALP45-DP LOCOMOTIVE

ALP-45DP GOLD MSRP: \$279.95 | ALP-45DP SILVER MSRP: \$169.95

| ANALOG ITEM # | ROAD NAME | ROAD # | DCC ITEM # |
|---|-------------------------------------|--------|------------|
| HO ALP-45DP LOCOMOTIVE - NEW PAINT SCHEME! | | | |
| 10 003 707 | NJ Transit Erie Lackawanna Heritage | 4519 | 10 003 711 |
| HO ALP-45DP LOCOMOTIVE - NEW ROAD NUMBERS! | | | |
| 10 003 708 | NJ TRANSIT | 4507 | 10 003 712 |
| 10 003 709 | NJ TRANSIT | 4525 | 10 003 713 |
| 10 003 710 | NJ TRANSIT | 4530 | 10 003 714 |

ALP-45DP Features:

- Designed from prototype drawings and field research with the cooperation of NJ TRANSIT
- Illuminated directional LED headlight/ditchlights and red marker lights
- Pantograph (non-functioning) can be positioned up or down
- Five pole skewed armature motor with dual flywheels for optimum performance at all speeds
- Factory-applied railings, air horn, and antenna details
- Grab irons packed separately for customer application (includes drilling template)

Silver Sound Ready

- Atlas Silver Sound Ready models are equipped with a speaker for easy conversion to sound with the addition of a decoder.

Gold version features:

- ESU LokSound decoder, supporting all DCC programming modes
- Flexible mapping of function keys F0 to F28
- A total of six DCC function outputs
- Follows all NMRA DCC standards and recommended practices

NJ TRANSIT ALP-45DP
front view



NJ TRANSIT ALP-45DP
rear view



HO
SCALE

ATLAS MASTER® HO MODERN COMMUTER CAB AND TRAILER

**NEW PAINT
SCHEMES!**

**NEW ROAD
NUMBERS**



NJ TRANSIT Pennsylvania Heritage Cab Car



NJ TRANSIT CNJ Heritage Multi-level Trailer with Toilet



NJ TRANSIT Conrail Heritage Multi-level Trailer



NJ TRANSIT Erie Lackawanna Heritage Multi-level Trailer



NJ TRANSIT PRSL Heritage Multi-level Trailer

Products bearing NJ TRANSIT marks are made under a trademark license from NJ TRANSIT.

Some photos shown from previous runs.

Atlas Model Railroad Co., Inc. • 378 Florence Ave., Hillside, NJ 07205 • USA • ph: 908-687-0880 • fax: 908-687-8857 / 908-851-2550 • shop.atlasrr.com



ATLAS MASTER® HO MODERN COMMUTER CAB AND TRAILER

MULTI-LEVEL CAB CAR MSRP: \$99.95 | MULTI-LEVEL TRAILER MSRP: \$84.95

MULTI-LEVEL TRAILER "HERITAGE SCHEME" MSRP: \$89.95

| ITEM # | ROAD NAME | ROAD # |
|--|-------------------------------------|--------|
| HO MULTI-LEVEL CAB CAR - NEW PAINT SCHEME! | | |
| 20 006 016 | NJ TRANSIT Pennsylvania Heritage | 7036 |
| HO MULTI-LEVEL CAB CAR - NEW ROAD NUMBERS! | | |
| 20 006 109 | NJ TRANSIT | 7006 |
| 20 006 110 | NJ TRANSIT | 7022 |
| HO MULTI-LEVEL TRAILER (W/TOILET) - NEW PAINT SCHEME! | | |
| 20 006 015 | NJ TRANSIT CNJ Heritage | 7236 |
| HO MULTI-LEVEL TRAILER (W/TOILET) - NEW ROAD NUMBERS! | | |
| 20 006 107 | NJ TRANSIT | 7205 |
| 20 006 108 | NJ TRANSIT | 7226 |
| HO MULTI-LEVEL TRAILER - NEW PAINT SCHEMES! | | |
| 20 006 012 | NJ TRANSIT Conrail Heritage | 7681 |
| 20 006 013 | NJ TRANSIT Erie Lackawanna Heritage | 7606 |
| 20 006 014 | NJ TRANSIT PRSL Heritage | 7666 |
| HO MULTI-LEVEL TRAILER - NEW ROAD NUMBERS! | | |
| 20 006 099 | NJ TRANSIT | 7532 |
| 20 006 100 | NJ TRANSIT | 7548 |
| 20 006 101 | NJ TRANSIT | 7587 |
| 20 006 102 | NJ TRANSIT | 7590 |
| 20 006 103 | NJ TRANSIT | 7606 |
| 20 006 104 | NJ TRANSIT | 7615 |
| 20 006 105 | NJ TRANSIT | 7642 |
| 20 006 106 | NJ TRANSIT | 7663 |



NJ TRANSIT Cab Car



NJ TRANSIT Multi-level Trailer with Toilet

Multi-level Cab Car Features:

- Designed from prototype drawings and field research with the cooperation of NJ TRANSIT
- Illuminated directional LED headlight/ditchlights and red marker lights
- Interior includes seat details and LED illumination
- Provision for mounting a speaker in cab cars
- Separately applied air horn (cab car), antenna (cab car), lift lugs, end barriers, and rubber diaphragms
- Free-rolling metal wheels



NJ TRANSIT Trailer

Multi-level Trailer Cars Features:

- Designed from prototype drawings and field research with the cooperation of NJ TRANSIT
- Interior includes seat details and LED illumination
- Separately applied lift lugs, end barriers, and rubber diaphragms
- Free-rolling metal wheels

HO SCALE

ATLAS TRAINMAN® HO 40' PLUG DOOR BOX CAR

NEW PAINT SCHEMES!



Pabst Blue Ribbon



Schlitz



Schaefer



Rainier



Old Style



National Bohemian



ATLAS TRAINMAN® HO 40' PLUG DOOR BOX CAR

MSRP: \$32.95

| ITEM # | ROAD NAME | ROAD # |
|---------------------------|-------------------|--------|
| NEW PAINT SCHEMES! | | |
| 20 006 331 | Pabst Blue Ribbon | 1027 |
| 20 006 332 | Pabst Blue Ribbon | 1051 |
| 20 006 333 | Pabst Blue Ribbon | 1079 |
| 20 006 334 | Schlitz | 18156 |
| 20 006 335 | Schlitz | 18174 |
| 20 006 336 | Schlitz | 18183 |
| 20 006 337 | Schaefer | 53107 |
| 20 006 338 | Schaefer | 53123 |
| 20 006 339 | Schaefer | 53148 |
| 20 006 340 | Rainier | 6803 |
| 20 006 341 | Rainier | 6819 |
| 20 006 342 | Rainier | 6824 |
| 20 006 343 | Old Style | 815 |
| 20 006 344 | Old Style | 872 |
| 20 006 345 | Old Style | 899 |
| 20 006 346 | National Bohemian | 1885 |
| 20 006 347 | National Bohemian | 1890 |
| 20 006 348 | National Bohemian | 1893 |

This Atlas Trainman model is based upon the typical RBL class of insulated box cars that were used to carry goods that required protection from extremes of temperature, but not refrigeration. Plug-style doors were normally used to ensure a tight seal in the insulation. Designed for transport of both perishables and large loads, plug doors allowed box cars to be sealed from outside dust and dirt. These Atlas Trainman units are painstakingly designed to provide many hours of optimum, smooth performance and hours of modeling enjoyment.

Features:

- Prototypical painting and lettering
- AccuMate® couplers
- Roller-bearing or friction-bearing trucks where appropriate
- And more!

AccuMate® couplers are made under license from AccuRail, Inc.

Pabst Blue Ribbon, National Bohemian, Old Style, Schlitz, Schaefer, Rainier, and related marks, logos and designs are intellectual property of PBC and are used with permission by Atlas Model Railroad Co., Inc. © 2022, All rights reserved.

Atlas Model Railroad Co., Inc. • 378 Florence Ave., Hillside, NJ 07205 • USA • ph: 908-687-0880 • fax: 908-687-8857 / 908-851-2550 • shop.atlasrr.com

HO
SCALE

ATLAS HO FORD® LNT 9000 TRACTOR CAB

**NEW PAINT
SCHEMES!**



White & Gold - matches Lucky Lager trailer



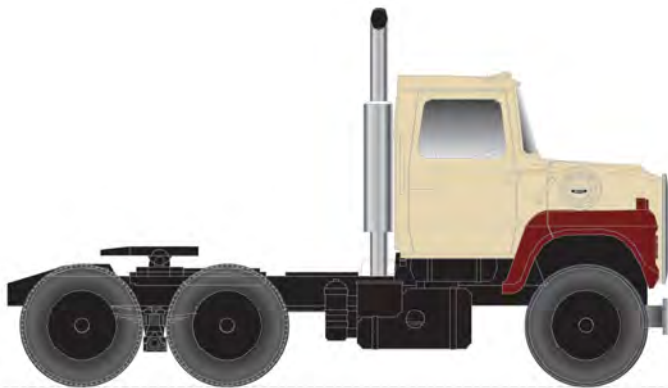
Red & Black - matches Old Milwaukee trailer



White, Blue & Black - matches Old Style trailer



White, Blue & Black - matches Pabst Blue Ribbon trailer



Tan, Maroon & Black - matches Schlitz trailer



Red & Black - matches Stroh's trailer





ATLAS HO FORD® LNT 9000 TRACTOR CAB

MSRP: \$20.95

| ITEM # | ROAD NAME |
|--------------------------|---|
| NEW PAINT SCHEMES | |
| 30 000 143 | White & Gold - matches Lucky Lager trailer |
| 30 000 144 | Red & Black - matches Old Milwaukee trailer |
| 30 000 145 | White, Blue & Black - matches Old Style trailer |
| 30 000 146 | White, Blue & Black - matches Pabst Blue Ribbon trailer |
| 30 000 147 | Tan, Maroon & Black - matches Schlitz trailer |
| 30 000 148 | Red & Black - matches Stroh's trailer |

DESIGNED TO COMPLEMENT ATLAS' 45' PINES TRAILERS!

If you want to haul trailers full of beer, you need some powerful cabs to do it. Based on Ford®'s 1984 LNT 9000 Tractor Cab, Atlas' HO scale model is ready-to-run and features a seat and square fuel tanks with built-in steps. All paint schemes are designed to match Atlas' beer branded trailers.

Features:

- Seat
- Square fuel tanks with built-in steps
- Steering wheel
- Rubber tires
- One cab per pack

COORDINATING LICENSED BEER BRAND DECALS ARE AVAILABLE AS A SEPARATE SALE ITEM - SEE BELOW!

MSRP: \$1.50

| ITEM # | ROAD NAME |
|--------------------------|------------------------------------|
| NEW PAINT SCHEMES | |
| 30 000 143D | Lucky Lager (White/Gold/Red) |
| 30 000 144D | Old Milwaukee (Red/White) |
| 30 000 145D | Old Style (White/Blue/Gold) |
| 30 000 146D | Pabst Blue Ribbon (Red/White/Blue) |
| 30 000 147D | Schlitz (Tan/Maroon) |
| 30 000 148D | Stroh's (Red/Gold) |

Lucky Lager, Old Milwaukee, Old Style, Pabst Blue Ribbon, Schlitz, Stroh's and related marks, logos and designs are intellectual property of PBC and are used with permission by Atlas Model Railroad Co., Inc. © 2022, All rights reserved.

HO
SCALE

ATLAS MASTER® HO B23-7 LOCOMOTIVE

**NEW PAINT
SCHEMES!**

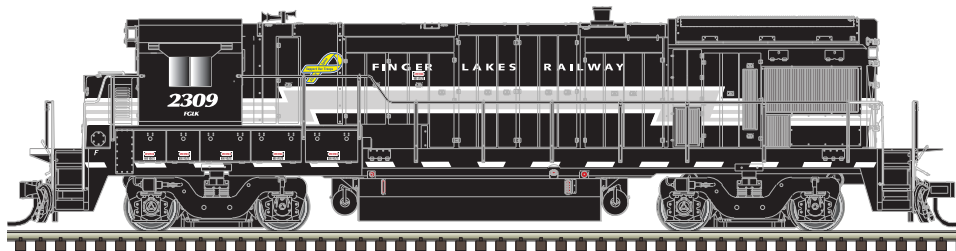
**NEW ROAD
NUMBERS**



Conrail



Conrail (white sill)



Finger Lakes



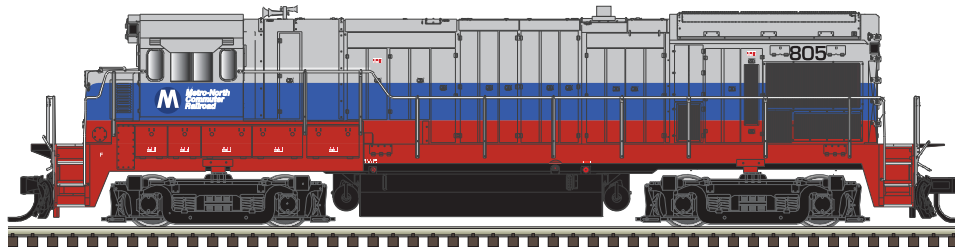
Minnesota Commercial

HO
SCALE


ATLAS MASTER® HO B23-7 LOCOMOTIVE




Santa Fe



Metro North



Southern Pacific



Southern

 Gold Models
with ESU Sound
 Silver
Sound Ready™

Wired speaker and enclosure included
for easy conversion to sound.



ATLAS MASTER® HO B23-7 LOCOMOTIVE

General Electric's "Dash 7" locomotive line was introduced as a replacement for the older "Universal-Series" of the 60s and early 70s. "Dash 7" series improvements included increased fuel efficiency, tractive effort and reliability. The B23-7 was a direct replacement for the 2,250HP U23B model. The first B23-7s were produced for Conrail in September, 1977. B23-7 production continued through 1984, with a total of 535 units built. Conrail was the largest purchaser of the model, with a total fleet of 141 units.

Several features distinguished B23-7s from predecessor models. The long hood stepped outward in the area of the exhaust stack to accommodate a relocated oil cooler. In addition, the frame was 2 feet longer than that of the U23B. An FB-2 style truck was offered as standard equipment, but some railroads opted to use "trade-in" trucks. Therefore, AAR type B and Blomberg trucks could be found on some models. Six power assembly doors (located near the center of the long hood) indicated that the B23-7 was powered by a 12-cylinder GE FDL engine.

Features:

The Atlas B23-7 and B30-7 locomotive models include such optional/road name specific details as:

- Pilots with and without anti-climber
- Cab headlights or low-nose headlights
- Cab with 4 or 2 side windows
- Bell mounted under the sill or on the long hood
- FB-2, AAR type B, or Blomberg truck side-frames used where appropriate per road name

Additional Features:

- Separately-applied scale detail parts include: windshield wipers, metal grab irons, coupler cut levers, multiple-unit hoses, snow plow, train line hoses, fine scale handrails, and more!
- See through step detail on sill
- Etched metal radiator grilles
- Painted crew members
- Factory-equipped with AccuMate® knuckle couplers
- Coupler pocket designed to accept AccuMate® Proto-couplers
- Five-pole skewed armature motor with dual flywheels for optimum performance at all speeds
- Directional lighting

Atlas Master™ Series Silver Additional Features:

NMRA 8-pin plug for DCC (Decoder-ready)

Sound Features for Gold Series : (DCC Operation)

Supports all DCC-programming modes

Flexible mapping of function keys F0 to F28.

A total of six DCC function outputs are available

Follows all NMRA DCC standards and recommended practices.



ATLAS MASTER® HO B23-7 LOCOMOTIVE

SILVER MSRP: \$179.95 | GOLD MSRP: \$289.95

SILVER UNDEC MSRP: \$169.95 | GOLD UNDEC MSRP: \$279.95

| SILVER ITEM # | ROAD NAME | ROAD # | GOLD ITEM # |
|---------------------------------------|--|--------|-------------|
| HO B23-7 LOW NOSE LOCOMOTIVES | | | |
| 10 002 050 | Undecorated - "Phase 1" (Low Nose with Nose H/L, no anticlimber) | - | 10 002 061 |
| 10 002 051 | Undecorated - "Phase 2" (Low Nose w/o Nose H/L, no anticlimber) | - | 10 002 062 |
| NEW PAINT SCHEMES! | | | |
| 10 003 621 | Conrail (Blue/White) | 1910 | 10 003 640 |
| 10 003 622 | Conrail (Blue/White) | 1925 | 10 003 641 |
| 10 003 623 | Conrail (White Sill) (Blue/White) | 1948 | 10 003 642 |
| 10 003 624 | Conrail (White Sill) (Blue/White) | 1963 | 10 003 643 |
| 10 003 625 | Finger Lakes (Black/Grey/White) | 2309 | 10 003 644 |
| 10 003 626 | Finger Lakes (Black/Grey/White) | 2310 | 10 003 645 |
| 10 003 627 | Minnesota Commercial (Red/White) | 43 | 10 003 646 |
| 10 003 628 | Minnesota Commercial (Red/White) | 44 | 10 003 647 |
| 10 003 631 | Santa Fe (Blue/Yellow) | 6396 | 10 003 650 |
| 10 003 632 | Santa Fe (Blue/Yellow) | 6400 | 10 003 651 |
| 10 003 633 | Santa Fe (Blue/Yellow) | 6402 | 10 003 652 |
| NEW ROAD NUMBERS! | | | |
| 10 003 629 | Metro-North (Blue/Red/Silver) | 803 | 10 003 648 |
| 10 003 630 | Metro-North (Blue/Red/Silver) | 805 | 10 003 649 |
| 10 003 634 | Southern Pacific (Grey/Red) | 5101 | 10 003 653 |
| 10 003 635 | Southern Pacific (Grey/Red) | 5110 | 10 003 654 |
| 10 003 636 | Southern Pacific (Grey/Red) | 5113 | 10 003 655 |
| HO B23-7 HIGH NOSE LOCOMOTIVES | | | |
| 8004 | Undecorated - "Phase 1" High Nose, no anticlimber | - | 8104 |
| 10 003 637 | Southern (Black/White) | 3975 | 10 003 656 |
| 10 003 638 | Southern (Black/White) | 3977 | 10 003 657 |
| 10 003 639 | Southern (Black/White) | 3986 | 10 003 658 |



Silver Sound Ready™

Wired speaker and enclosure included for easy conversion to sound.



Gold Models with ESU Sound

Analog (DC) Operation:


The LokSound Select Dual-Mode decoder allows your Atlas Gold Series locomotive to be used on DC as well as on DCC layouts. Please note that the Atlas Quantum Engineer will NOT operate an Atlas Gold Series locomotive equipped with a LokSound Select decoder on an analog (DC) layout. However, the sound and lighting functions of the LokSound Select decoder in the Atlas Gold Series U23B locomotive can be controlled by an easy-to-use basic DCC system. Also note that on a DC-powered layout, a DCC and sound equipped locomotive CANNOT be consisted with another locomotive that does not also have both DCC and sound. (This statement does NOT apply to DCC-equipped locomotives operating on a DCC layout.)

Sound Functionality:

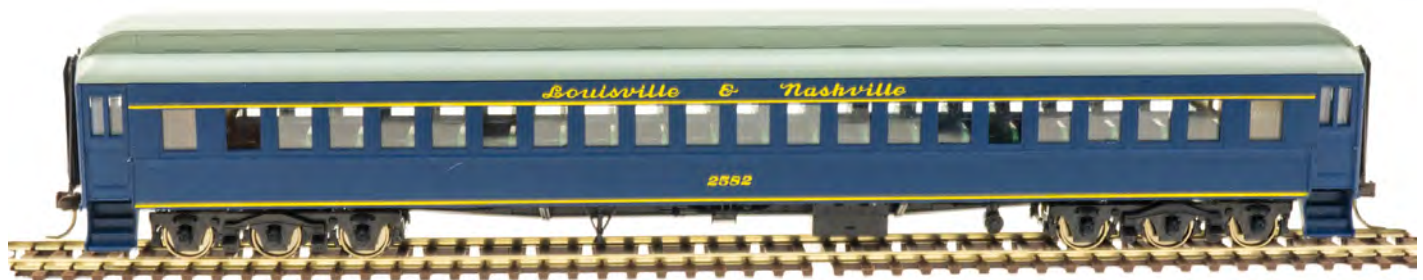
Over 20 sound effects are available, including engine start-up and shutdown, prime mover sounds through all eight notches, bell, air horn, air compressor, dynamic brakes and more. There are 16 user-selectable horns, 2 user-selectable bells, and 2 user-selectable synchronized brake squeals. Manual and Automatic Notching modes with the ability to change modes "on the fly" are provided for true realism.

HO
SCALE

ATLAS MASTER® HO SINGLE WINDOW COACHES




Gulf, Mobile & Ohio



Louisville & Nashville*



Nacionales de Mexico (Green/Silver)



New York Central*



Nacionales de Mexico (Green/Gray)

*CSX Licensed Product



ATLAS MASTER® HO SINGLE WINDOW COACHES

MSRP: \$76.95

| ITEM # | ROAD NAME | ROAD # |
|-------------------------------|---|--------|
| HO SINGLE WINDOW COACH | | |
| 20 001 693 | Unlettered (Green) | - |
| NEW ROAD NUMBERS! | | |
| 20 006 151 | Gulf, Mobile and Ohio (Maroon/Red/Yellow) | 140 |
| 20 006 152 | Gulf, Mobile and Ohio (Maroon/Red/Yellow) | 141 |
| 20 006 153 | Gulf, Mobile and Ohio (Maroon/Red/Yellow) | 144 |
| 20 006 154 | Louisville and Nashville* (Blue/Gray) | 2506 |
| 20 006 155 | Louisville and Nashville* (Blue/Gray) | 2512 |
| 20 006 156 | Louisville and Nashville* (Blue/Gray) | 2582 |
| 20 006 157 | Nacionales de Mexico (Green/Silver) | 3292 |
| 20 006 158 | Nacionales de Mexico (Green/Silver) | 3742 |
| 20 006 161 | New York Central* (Green/Black) | 1278 |
| 20 006 162 | New York Central* (Green/Black) | 1612 |
| 20 006 163 | New York Central* (Green/Black) | 2745 |
| NEW PAINT SCHEMES! | | |
| 20 006 159 | Nacionales de Mexico (Green/Gray) | 4190 |
| 20 006 160 | Nacionales de Mexico (Green/Gray) | 4192 |

*CSX Licensed Product

Coaches formed the backbone of the American passenger car fleet. These cars were used on long and short haul trains, through trains and commuter runs alike. The prototype for our single window model was built by Pullman, ACF, Standard Steel and others for the New York Central System. The prototype for our paired window model was built for the Chesapeake & Ohio Railroad. Cars of similar designs were built for many other railroads from coast to coast, and they served many years in a wide variety of services.

Features:

- Full interior detailing
- Scale operating diaphragms
- Full, separately-applied underbody detail (brake piping, steam traps, brake rigging, etc.)
- Scale window glass
- Detailed trucks with free-rolling metal wheels
- Recommend 24" Radius Minimum
- AccuMate® couplers

NEW PAINT SCHEMES!

NEW ROAD NUMBERS

AccuMate® couplers are made under license from AccuRail, Inc.



ARRIVALS - WINTER 2022



CONSUMER AVAILABILITY: FEBRUARY 2022

HO SCALE

ATLAS MASTER® HO PAIRED WINDOW COACHES

NEW PAINT SCHEMES!

NEW ROAD NUMBERS




Baltimore & Ohio*



Canadian National



Chesapeake & Ohio*



Florida East Coast MOW

*CSX Licensed Product

Atlas Model Railroad Co., Inc. • 378 Florence Ave., Hillside, NJ 07205 • USA • ph: 908-687-0880 • fax: 908-687-8857 / 908-851-2550 • shop.atlasrr.com



ATLAS MASTER® HO PAIRED WINDOW COACHES

MSRP: \$76.95

| ITEM # | ROAD NAME | ROAD # |
|-------------------------------|--------------------------------------|--------|
| HO PAIRED WINDOW COACH | | |
| 20 001 709 | Unlettered (Green) | - |
| NEW ROAD NUMBERS! | | |
| 20 006 164 | Baltimore and Ohio* (Blue/Gray) | 5261 |
| 20 006 165 | Baltimore and Ohio* (Blue/Gray) | 5276 |
| 20 006 166 | Baltimore and Ohio* (Blue/Gray) | 5270 |
| 20 006 167 | Canadian National (Green/Black) | 5085 |
| 20 006 168 | Canadian National (Green/Black) | 5087 |
| 20 006 169 | Canadian National (Green/Black) | 5102 |
| NEW PAINT SCHEMES! | | |
| 20 006 170 | Chesapeake and Ohio* (Green/Black) | 693 |
| 20 006 171 | Chesapeake and Ohio* (Green/Black) | 703 |
| 20 006 172 | Chesapeake and Ohio* (Green/Black) | 712 |
| 20 006 173 | Florida East Coast MOW (Gray/Silver) | 3710 |
| 20 006 174 | Florida East Coast MOW (Gray/Silver) | 3712 |

**CSX Licensed Product*

Coaches formed the backbone of the American passenger car fleet. These cars were used on long and short haul trains, through trains and commuter runs alike. The prototype for our single window model was built by Pullman, ACF, Standard Steel and others for the New York Central System. The prototype for our paired window model was built for the Chesapeake & Ohio Railroad. Cars of similar designs were built for many other railroads from coast to coast, and they served many years in a wide variety of services.

Features:

- Full interior detailing
- Scale operating diaphragms
- Full, separately-applied underbody detail (brake piping, steam traps, brake rigging, etc.)
- Scale window glass
- Detailed trucks with free-rolling metal wheels
- Recommend 24" Radius Minimum
- AccuMate® couplers

AccuMate® couplers are made under license from AccuRail, Inc.



ARRIVALS - WINTER 2022



CONSUMER AVAILABILITY: FEBRUARY 2022

HO SCALE

ATLAS MASTER® HO PULLMAN 6-3 SLEEPER CARS

NEW MODEL!



Pullman (Pullman Green)



Alaska Railroad



Illinois Central



Louisville & Nashville*



Seaboard Air Line*



Santa Fe (Pullman)



Pullman (Two Tone Gray)

*CSX Licensed Product



ATLAS MASTER® HO PULLMAN 6-3 SLEEPER CARS

MSRP: \$72.95 | UNDEC MSRP: \$62.95

| ITEM # | ROAD NAME |
|---|---|
| HO PULLMAN 6-3 SLEEPER CARS - NEW MODEL! | |
| 20 005 090 | Undecorated (Pullman Green) |
| 20 005 091 | Pullman "Goethe" (Pullman Green) |
| 20 005 092 | Pullman "Schiller" (Pullman Green) |
| 20 005 093 | Pullman "Schubert" (Pullman Green) |
| 20 005 094 | Pullman "Durer" (Pullman Green) |
| 20 005 095 | Alaska Railroad "Mt. Susitna" (Blue/Yellow) |
| 20 005 096 | Alaska Railroad "Mt. Iliamna" (Blue/Yellow) |
| 20 005 097 | Illinois Central (Pullman) "Glen Lake" (Orange/Brown) |
| 20 005 098 | Illinois Central (Pullman) "Glen Oak" (Orange/Brown) |
| 20 005 099 | Louisville and Nashville* (Pullman) "Glen Torrison" (Blue/Gray) |
| 20 005 100 | Seaboard Air Line* (OBS) "Glen Arbor" (Maroon/Gray) |
| 20 005 101 | Seaboard Air Line* (OBS) "Glen Canyon" (Maroon/Gray) |
| 20 005 102 | Seaboard Air Line* (OBS) "Glen Island" (Maroon/Gray) |
| 20 005 103 | Seaboard Air Line* (OBS) "Glen Saddell" (Maroon/Gray) |
| 20 005 104 | Santa Fe (Pullman) "Glen Rapids" (Pullman Green) |
| 20 005 105 | Santa Fe (Pullman)"Glen Stream" (Pullman Green) |
| 20 005 106 | Santa Fe (Pullman)"Glen Trail" (Pullman Green) |
| 20 005 107 | Santa Fe (Pullman)"Glen Vista" (Pullman Green) |
| 20 005 108 | Pullman "Glen Cedar" (Two Tone Gray) |
| 20 005 109 | Pullman "Glen Devon" (Two Tone Gray) |
| 20 005 110 | Pullman "Glen Rae" (Two Tone Gray) |
| 20 005 111 | Pullman "Glen Tana" (Two Tone Gray) |

*CSX Licensed Product

The Pullman 6-3 Sleeper offered all private and, consequently, the most expensive accommodations available during the heyday of rail travel. They were most often found on premier name trains for all the major railroads such as the Santa Fe Chief or IC's Panama Limited, and were shared widely in cross-country pool service. They were a favorite for assignment to high-profile "special" trains such as the Cardinal's Train, the Eisenhower Campaign train, and the original Freedom Train of 1947-49, and frequently wore a variety of paint schemes during their tenure on the rails. Numbering over 200 built, these cars lasted long into the streamlined era, and were a major component of Florida winter trains on the East Coast.

Features:

- Full interior detailing
- Scale operating diaphragms
- Ice or Pullman Mechanical a/c as appropriate
- Full, separately-applied underbody detail (brake piping, steam traps, brake rigging, etc.)
- Scale window glass
- Detailed prototypical trucks with free-rolling metal wheels
- Recommend 24" Radius Minimum
- AccuMate® couplers

AccuMate® couplers are made under license from AccuRail, Inc.

Atlas Model Railroad Co., Inc. • 378 Florence Ave., Hillside, NJ 07205 • USA • ph: 908-687-0880 • fax: 908-687-8857 / 908-851-2550 • shop.atlasrr.com

HO
SCALE

ATLAS MASTER® HO 40' REFRIGERATED CONTAINER

**NEW PAINT
SCHEMES!**



CSAV (CRLU)



EVERGREEN (EMCU)



Ocean Network Express (SZLU)



Crowley (CMCU)



ZIM (MONITOR) (ZMOU)



ATLAS MASTER® HO 40' REFRIGERATED CONTAINER

MSRP: \$44.95

| ITEM # | ROAD NAME |
|---------------------------|-----------------------------------|
| NEW PAINT SCHEMES! | |
| 20 006 722 | CSAV Set #1 (White/Blue/Red) |
| 20 006 723 | CSAV Set #2 (White/Blue/Red) |
| 20 006 724 | EVERGREEN Set #1 (White/Green) |
| 20 006 725 | EVERGREEN Set #2 (White/Green) |
| 20 006 726 | ONE Set #1 (White/Pink) |
| 20 006 727 | ONE Set #2 (White/Pink) |
| 20 006 728 | CROWLEY Set #1 (White/Black) |
| 20 006 729 | CROWLEY Set #2 (White/Black) |
| 20 006 730 | ZIM (MONITOR) Set #1 (White/Blue) |
| 20 006 731 | ZIM (MONITOR) Set #2 (White/Blue) |

Since the 1970s most international freight has been shipped by standardized 20- and 40-foot containers. Some of this huge flow of cargo between countries needs to be refrigerated for the transit. The second most common type of ISO* container in use is the refrigerated container. Today's refrigerated container design uses high tech composite (plastics and metals) construction and a "picture frame" type refrigeration unit. Atlas' model represents a standard 40-foot high-cube refrigerated container (ISO Type Code 45R1) found in many shipping and leasing fleets.

*ISO is the International Organization for Standardization.

Features:

- 40-foot High-Cube Refrigerated Container
- Composite materials sandwich-sides design
- Detailed picture window refrigeration unit with separate parts
- ISO Type 45R1
- Five hinge / four bar doors with OUT style handles



End view of a model showing refrigeration unit



ARRIVALS - WINTER 2022




CONSUMER AVAILABILITY: FEBRUARY 2022

HO SCALE

NEW PAINT SCHEMES!

ATLAS MASTER® HO F89J 89' FLAT CAR

NEW ROAD NUMBERS



JTTX (2000s yellow)



PTTX with conspicuity stripes



PTTX with conspicuity stripes & pipe load



TTX (1970s yellow)



Trailer Train (brown) "As Delivered"



TTX (RTTX)

N Scale Models shown



<https://shop.atlasrr.com/c-1422-h193.aspx>



ATLAS MASTER® HO F89J 89' FLAT CAR

MSRP: \$56.95 | MSRP W/PIPELOAD: \$74.95

| ITEM # | ROAD NAME | ROAD # |
|---|---|--------|
| HO F89J 89' FLAT CAR (WITH DECK RISERS) - NEW PAINT SCHEMES! | | |
| 20 006 111 | JTTX (2000s Yellow) | 601395 |
| 20 006 112 | JTTX (2000s Yellow) | 601492 |
| 20 006 113 | JTTX (2000s Yellow) | 602108 |
| 20 006 114 | PTTX w/Conspicuity Stripes (2000s Yellow) | 600981 |
| 20 006 115 | PTTX w/Conspicuity Stripes (2000s Yellow) | 600963 |
| 20 006 116 | PTTX w/Conspicuity Stripes (2000s Yellow) | 601144 |
| HO F89J 89' FLAT CAR (WITH DECK RISERS & GREEN PIPE LOAD) - NEW PAINT SCHEMES! | | |
| 20 006 117 | PTTX w/Conspicuity Stripes (2000s Yellow) | 602491 |
| 20 006 118 | PTTX w/Conspicuity Stripes (2000s Yellow) | 602131 |
| 20 006 119 | PTTX w/Conspicuity Stripes (2000s Yellow) | 602274 |
| HO F89J (MID/END HITCHES) - NEW ROAD NUMBERS! | | |
| 20 006 120 | TTX (1970s Yellow) | 600947 |
| 20 006 121 | TTX (1970s Yellow) | 600976 |
| 20 006 122 | TTX (1970s Yellow) | 601007 |
| 20 006 123 | TTX (1970s Yellow) | 601127 |
| 20 006 124 | Trailer Train (Brown "As Delivered") | 601009 |
| 20 006 125 | Trailer Train (Brown "As Delivered") | 601033 |
| 20 006 126 | Trailer Train (Brown "As Delivered") | 601142 |
| 20 006 127 | Trailer Train (Brown "As Delivered") | 601283 |
| HO F89J FLAT CAR (TRIPLE HITCH) - NEW ROAD NUMBERS! | | |
| 20 006 128 | TTX (RTTX) (Yellow) | 600952 |
| 20 006 129 | TTX (RTTX) (Yellow) | 601024 |
| 20 006 130 | TTX (RTTX) (Yellow) | 601263 |
| 20 006 131 | TTX (RTTX) (Yellow) | 601325 |

Built for Trailer Train by ACF between 1966-68, the visually unique "F89-J" 89' Flat Cars were produced for TOFC service and was the only standard-height, bowl deck car of this design by ACF. Easily identified as a common asset in the vast TTX car fleet, over 1,600 F89-J's haul trailers, pipe, rail, bulk loads, and hundreds remain in service today! Not easily confused with any other 89' flat car, these models will add flair to your freight roster!

Features:

- Ready-to-run
- Die-cast metal frame
- Fine-scale detail
- Accurately painted/printed (multiple variations!)
- Collapsed & raised hitch detail
- Prototypical ride height
- Era-specific cut levers
- 70-Ton trucks
- Fine-scale metal wheels
- Body-mounted Kadee #58 couplers

Kadee® is a registered trademark of Kadee Quality Products Co. ownership.



ARRIVALS - WINTER 2022



CONSUMER AVAILABILITY: FEBRUARY 2022

HO SCALE

NEW PAINT SCHEMES!

ATLAS TRAINMAN® HO BULKHEAD FLAT CAR

NEW ROAD NUMBERS



TTX



BNSF



General American (GAEX)



TTX (Forward Thinking)



TTX



TTX (Forward Thinking)



Department of Defense (DODX)



Norfolk Southern



TTMX (Forward Thinking)



ARRIVALS - WINTER 2022

<https://shop.atlasrr.com/c-585-ht115.aspx>



ATLAS TRAINMAN® HO BULKHEAD FLAT CAR

MSRP: \$32.95 | UNDEC MSRP: \$29.95

| ITEM # | ROAD NAME | ROAD # |
|---|--|--------|
| ATLAS HO TRAINMAN® FLAT CARS | | |
| 20 000 382 | Bulkhead Flat Car - Undecorated | - |
| 20 000 609 | Short Bulkhead Flat Car - Undecorated | - |
| 20 000 700 | 68' Flat Car - Undecorated | - |
| BULKHEAD FLAT CAR - NEW ROAD NUMBERS! | | |
| 20 006 444 | TTX (Yellow/Black) | 804019 |
| 20 006 445 | TTX (Yellow/Black) | 804127 |
| 20 006 446 | TTX (Yellow/Black) | 804299 |
| 20 006 447 | BNSF (Brown/White) | 546014 |
| 20 006 448 | BNSF (Brown/White) | 546027 |
| 20 006 449 | BNSF (Brown/White) | 546056 |
| BULKHEAD FLAT CAR - NEW PAINT SCHEMES! | | |
| 20 006 450 | TTX (Forward Thinking) (Yellow/Black) | 804108 |
| 20 006 451 | TTX (Forward Thinking) (Yellow/Black) | 804309 |
| 20 006 452 | TTX (Forward Thinking) (Yellow/Black) | 804739 |
| 20 006 453 | General American (GAEX) (Blue/White) | 63074 |
| 20 006 454 | General American (GAEX) (Blue/White) | 63081 |
| 20 006 455 | General American (GAEX) (Blue/White) | 63089 |
| 20 006 456 | Boise Cascade (MDW) (Green/White) | 1123 |
| 20 006 457 | Boise Cascade (MDW) (Green/White) | 1174 |
| 20 006 458 | Boise Cascade (MDW) (Green/White) | 1192 |
| SHORT BULKHEAD FLAT CAR - NEW ROAD NUMBERS! | | |
| 20 006 459 | Colorado & Wyoming (Blue/White) | 6017 |
| 20 006 460 | Colorado & Wyoming (Blue/White) | 6023 |
| 20 006 461 | Colorado & Wyoming (Blue/White) | 6034 |
| 20 006 462 | TTX (Yellow/Black) | 82306 |
| 20 006 463 | TTX (Yellow/Black) | 82707 |
| SHORT BULKHEAD FLAT CAR - NEW PAINT SCHEMES! | | |
| 20 006 464 | TTX (Forward Thinking) (Yellow/Black) | 80282 |
| 20 006 465 | TTX (Forward Thinking) (Yellow/Black) | 82619 |
| 68' FLAT CAR - NEW ROAD NUMBERS! | | |
| 20 006 466 | Union Pacific (MOW) (Green/White) | 915804 |
| 20 006 467 | Union Pacific (MOW) (Green/White) | 915816 |
| 20 006 468 | Union Pacific (MOW) (Green/White) | 915832 |
| 20 006 469 | Department of Defense (DODX) (Red/Black) | 41107 |
| 20 006 470 | Department of Defense (DODX) (Red/Black) | 41124 |
| 20 006 471 | Department of Defense (DODX) (Red/Black) | 41155 |
| 68' FLAT CAR - NEW PAINT SCHEMES! | | |
| 20 006 472 | TTX (Forward Thinking) (Yellow/Black) | 80283 |
| 20 006 473 | TTX (Forward Thinking) (Yellow/Black) | 80627 |
| 20 006 474 | TTX (Forward Thinking) (Yellow/Black) | 80643 |

This model is based on its real life counterpart that is used in general service throughout the United States and Canada for transporting sheet steel, packaged lumber, small and large diameter pipes, structural steel (channel and I-beams), reinforcing bar (rebar), and special loads of various shapes.

Features:

- Side stake pockets, simulated tie-loops
- Prototypical pull-plates and lift rings
- Fishbelly center sill

AccuMate® couplers are made under license from AccuRail, Inc.

Atlas Model Railroad Co., Inc. • 378 Florence Ave., Hillside, NJ 07205 • USA • ph: 908-687-0880 • fax: 908-687-8857 / 908-851-2550 • shop.atlasrr.com


HO SCALE

NEW PAINT SCHEMES!


ATLAS MASTER® HO SD-24/26 LOCOMOTIVE

NEW ROAD NUMBERS

SD-24 Low Nose




Southern Pacific†



Union Pacific (Early Shield)




Santa Fe



Union Pacific "We Can Handle It"

SD-24 High Nose



Burlington (BN Patch)



Southern



Burlington




Southern (SR Logo)

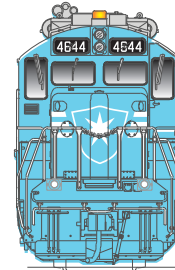
HO SCALE

ATLAS MASTER® HO SD-24/26 LOCOMOTIVE

SD-26




MAERSK (ATSF) - Limited Edition Fantasy Scheme



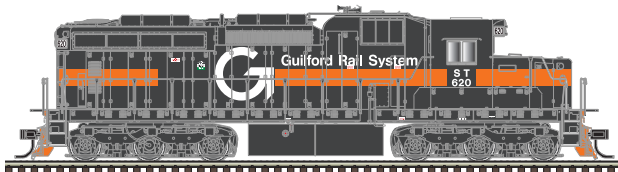
Model will be equipped with ditchlights!



Santa Fe "Kodachrome"†



Guilford Rail System (ST w/Conspicuity Stripes)
Model will be equipped with ditchlights!



Guilford Rail System (ST)



Santa Fe

With over 220 units produced by EMD between July 1958 and March 1963, the SD-24 locomotive generated a total of 2,400 hp with its turbocharged 567D-3 prime mover and C-C wheel arrangement. The majority of SD-24s produced were purchased by four roads: Chicago Burlington & Quincy, Santa Fe, Southern, and Union Pacific. Atlas' HO scale model features details unique to each road name:

Burlington (CB&Q): High nose, single-chime air horn on short hood, Gyra-light on short hood (non-operating), winterization hatch

Santa Fe: Low nose, 3-chime horn mounted on left side of hood behind cab

Southern: High nose, 5-chime horn mounted on cab, bell detail on short hood

Union Pacific: Low nose, 3-chime horn mounted between 2nd and 3rd radiator fans, winterization hatch

Guilford 615, 643 & MAERSK (ATSF): equipped with ditchlights



Silver Sound Ready™

Wired speaker and enclosure included for easy conversion to sound.

Silver Sound Ready™

Atlas Silver Sound Ready models are equipped with a speaker for easy conversion to sound with the addition of a decoder. If you need assistance with the upgrade of a Sound Ready model, please contact Atlas Customer Service at 908-687-0880 or csdept@atlasrr.com

Now with metal knuckle couplers!



Gold Models with ESU Sound

†Alternate history scheme



ARRIVALS - WINTER 2022



CONSUMER AVAILABILITY: MARCH 2022



ATLAS MASTER® HO SD-24/26 LOCOMOTIVE

Features:

- Separately-applied roof piping detail
- Golden-white LEDs
- Realistic die-cast underframe
- Five-pole skewed armature motor with dual flywheels for optimum performance at all speeds
- Directional lighting
- Factory-equipped with AccuMate® knuckle couplers
- Painted crew figures
- Separately-installed scale windshield wipers, metal grab irons and fine scale handrails
- Highly detailed coupler cut bars
- Multiple unit hoses and trainline hoses
- Piping on trucks
- Now with **Metal knuckle couplers**

Atlas Master™ Series Silver Additional Features:

NMRA 8-pin plug for DCC (Decoder-ready)

Sound Features for Gold Series : (DCC Operation)

Supports all DCC-programming modes

Flexible mapping of function keys F0 to F28.

A total of six DCC function outputs are available

Follows all NMRA DCC standards and recommended practices.

Analog (DC) Operation:

The LokSound Select Dual-Mode decoder allows your Atlas Gold Series locomotive to be used on DC as well as on DCC layouts. Please note that the Atlas Quantum Engineer will NOT operate an Atlas Gold Series locomotive equipped with a LokSound Select decoder on an analog (DC) layout. However, the sound and lighting functions of the LokSound Select decoder in the Atlas Gold Series U23B locomotive can be controlled by an easy-to-use basic DCC system. Also note that on a DC-powered layout, a DCC and sound equipped locomotive CANNOT be consisted with another locomotive that does not also have both DCC and sound. (This statement does NOT apply to DCC-equipped locomotives operating on a DCC layout.)

Sound Functionality:

Over 20 sound effects are available, including engine start-up and shutdown, prime mover sounds through all eight notches, bell, air horn, air compressor, dynamic brakes and more. There are 16 user-selectable horns, 2 user-selectable bells, and 2 user-selectable synchronized brake squeals. Manual and Automatic Notching modes with the ability to change modes "on the fly" are provided for true realism.



ARRIVALS - WINTER 2022

<https://shop.atlasrr.com/c-563-h99.aspx>



ATLAS MASTER® HO SD-24/26 LOCOMOTIVE

SILVER UNDEC MSRP: \$179.95 | GOLD UNDEC MSRP: \$289.95

SILVER MSRP: \$189.95 | GOLD MSRP: \$299.95

SILVER W/DITCHLIGHTS MSRP : \$199.95 | GOLD W/DITCHLIGHTS MSRP: \$309.95

| SILVER ITEM # | ROAD NAME | ROAD # | GOLD ITEM # |
|-------------------------------------|---|--------|-------------|
| HO SD24 LOW NOSE LOCOMOTIVE | | | |
| 10 003 715 | Undecorated Low Nose (UP Style) | | 10 003 743 |
| NEW PAINT SCHEMES! | | | |
| 10 003 716 | Southern Pacific (Gray/Red) | 7200 | 10 003 744 |
| 10 003 717 | Southern Pacific (Gray/Red) | 7201 | 10 003 745 |
| 10 003 718 | Southern Pacific (Gray/Red) | 7202 | 10 003 746 |
| 10 003 719 | Union Pacific (Early Shield) (Yellow/Red/Gray) | 429 | 10 003 747 |
| NEW ROAD NUMBERS! | | | |
| 10 003 720 | Union Pacific (Yellow/Red/Gray) | 406 | 10 003 748 |
| 10 003 721 | Union Pacific (Yellow/Red/Gray) | 425 | 10 003 749 |
| 10 003 722 | Santa Fe (Yellow/Blue) | 957 | 10 003 750 |
| 10 003 723 | Santa Fe (Yellow/Blue) | 970 | 10 003 751 |
| 10 003 724 | Santa Fe (Yellow/Blue) | 976 | 10 003 752 |
| HO SD24 HIGH NOSE LOCOMOTIVE | | | |
| 10 003 725 | Undecorated High Hood (Southern Style) | - | 10 003 753 |
| 10 003 726 | Burlington (BN Patch) (Red/Gray/White) | 6249 | 10 003 754 |
| 10 003 727 | Burlington (BN Patch) (Red/Gray/White) | 6252 | 10 003 755 |
| NEW ROAD NUMBERS! | | | |
| 10 003 728 | Burlington (Red/Gray/White) | 508 | 10 003 756 |
| 10 003 729 | Burlington (Red/Gray/White) | 515 | 10 003 757 |
| 10 003 730 | Southern (Black/White) | 6300W | 10 003 758 |
| 10 003 731 | Southern (Black/White) | 6316K | 10 003 759 |
| 10 003 732 | Southern (SR Logo) (Black/White) | 6326J | 10 003 760 |
| HO SD26 LOCOMOTIVE | | | |
| 10 003 733 | Undecorated | - | 10 003 761 |
| NEW PAINT SCHEMES! | | | |
| 10 003 734 | MAERSK (ATSF) (Blue/Silver) w/ditchlights | 4644 | 10 003 762 |
| 10 003 735 | SF Kodachrome † (Red/Yellow) | 4610 | 10 003 763 |
| 10 003 736 | SF Kodachrome † (Red/Yellow) | 4624 | 10 003 764 |
| 10 003 738 | Guilford Rail System (ST) w/conspic stripes (Gray/Orange) w/ditchlights | 643 | 10 003 766 |
| NEW ROAD NUMBERS! | | | |
| 10 003 739 | Guilford Rail System (ST) (Gray/Orange) | 620 | 10 003 767 |
| 10 003 740 | Santa Fe (Blue/Yellow) | 4627 | 10 003 768 |
| 10 003 741 | Santa Fe (Blue/Yellow) | 4630 | 10 003 769 |
| 10 003 742 | Santa Fe (Blue/Yellow) | 4676 | 10 003 770 |
| BACK BY POPULAR DEMAND! | | | |
| 10 003 737 | Guilford Rail System (ST) (Gray/Orange) w/ditchlights | 615 | 10 003 765 |



Silver
Sound Ready™

Wired speaker and enclosure included
for easy conversion to sound.



Gold Models
with ESU Sound

†Alternate history scheme

HO SCALE

ATLAS MASTER® HO 40' WOOD REEFER

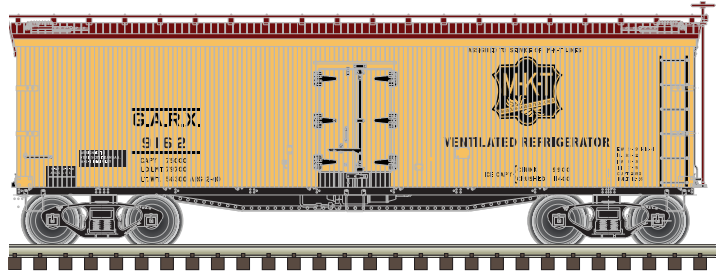
NEW PAINT SCHEMES!




Rath's Black Hawk Bacon




Brink's & Sons




Missouri, Kansas, Texas




ART Ice Service



Milwaukee Road Ice Car



Marshall Kirby Frozen Eggs



Producers Produce Co.



ATLAS MASTER® HO 40' WOOD REEFER

MSRP: \$42.95 | UNDEC MSRP: \$34.95

| ITEM # | ROAD NAME | ROAD # |
|---------------------------|--|--------|
| HO 40' WOOD REEFER | | |
| 20 003 086 | Undecorated | - |
| NEW PAINT SCHEMES! | | |
| 20 005 836 | Rath's Black Hawk Bacon (Red/White/Blue/Black) | 472 |
| 20 005 837 | Rath's Black Hawk Bacon (Red/White/Blue/Black) | 478 |
| 20 005 838 | Brink's and Sons (Yellow/Brown) | 8050 |
| 20 005 839 | Brink's and Sons (Yellow/Brown) | 8052 |
| 20 005 840 | Missouri, Kansas, Texas (Yellow/Red) | 9162 |
| 20 005 841 | Missouri, Kansas, Texas (Yellow/Red) | 9157 |
| 20 005 842 | ART Ice Service (Red/Black) | 1600 |
| 20 005 843 | ART Ice Service (Red/Black) | 1605 |
| 20 005 844 | Milwaukee Road Ice Car (Blue/Black) | 79031 |
| 20 005 845 | Milwaukee Road Ice Car (Blue/Black) | 79018 |
| 20 005 846 | Marshall Kirby Frozen Eggs (White/Black) | 100 |
| 20 005 847 | Marshall Kirby Frozen Eggs (White/Black) | 101 |
| 20 005 848 | Producers Produce Co (Yellow/Brown) | 110 |
| 20 005 849 | Producers Produce Co (Yellow/Brown) | 111 |

This highly detailed model is based on the 40' wood refrigerator cars built by Pullman for the Northern Refrigerator Car Co. in 1930. With its rooftop ice hatches, USRA-style fish belly underframe and vertical brake shaft, it is representative of the thousands of similar cars that were built during the "Billboard" era of American railroads.

FEATURES:


- Separate door bars, grab irons, ladders and cut bars
- Two different styles of roof hatch (where appropriate)
- Fully detailed underbody

HO SCALE


ATLAS MASTER® HO CENTERFLOW PRESSUREAIDE HOPPER

NEW PAINT SCHEMES!

NEW ROAD NUMBERS




ACFX (Venturi)



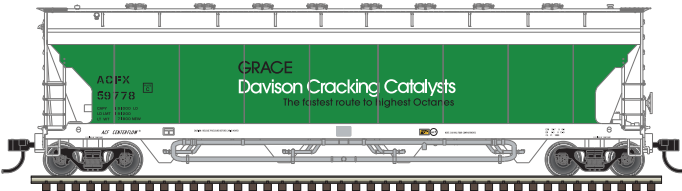
ADM (Molecule)



ADM (Leaf)



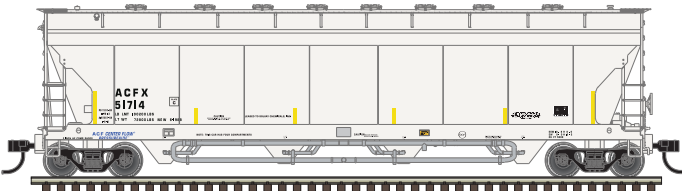
Luzenac America



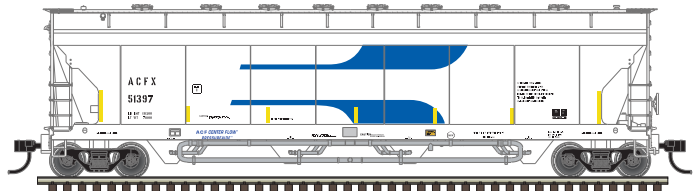
Grace Davison




OMYA




Solvay Chemicals



ACFX (Venturi) w/ Conspicuity Stripes



ACFX (Venturi) w/ Orange Sill



Penwest



ATLAS MASTER® HO CENTERFLOW PRESSUREAIDE HOPPER

MSRP: \$47.95 | UNDEC MSRP: \$37.95

| ITEM # | ROAD NAME | ROAD # |
|--|---|--------|
| HO PRESSUREAIDE CENTERFLOW HOPPER | | |
| 20 003 755 | Undecorated | - |
| NEW ROAD NUMBERS! | | |
| 20 006 264 | ACFX (Venturi) (White/Blue) | 51414 |
| 20 006 265 | ACFX (Venturi) (White/Blue) | 51417 |
| NEW PAINT SCHEMES! | | |
| 20 006 266 | ADM (Molecule) (Gray/Blue) | 50003 |
| 20 006 267 | ADM (Molecule) (Gray/Blue) | 50007 |
| 20 006 268 | ADM (Molecule) (Gray/Blue) | 50031 |
| 20 006 269 | ADM (Leaf) (Gray/Blue/Green) | 50008 |
| 20 006 270 | ADM (Leaf) (Gray/Blue/Green) | 50016 |
| 20 006 271 | ADM (Leaf) (Gray/Blue/Green) | 50076 |
| 20 006 272 | Luzenac America (Green/Orange/White) | 59748 |
| 20 006 273 | Luzenac America (Green/Orange/White) | 59755 |
| 20 006 274 | Luzenac America (Green/Orange/White) | 59762 |
| 20 006 275 | Grace Davison (Green/White) | 59771 |
| 20 006 276 | Grace Davison (Green/White) | 59778 |
| 20 006 277 | Grace Davison (Green/White) | 59783 |
| 20 006 278 | OMYA (White/Blue) | 51066 |
| 20 006 279 | OMYA (White/Blue) | 51761 |
| 20 006 280 | OMYA (White/Blue) | 51928 |
| 20 006 281 | Solvay Chemicals (White/Black) | 51431 |
| 20 006 282 | Solvay Chemicals (White/Black) | 51714 |
| 20 006 283 | Solvay Chemicals (White/Black) | 59749 |
| 20 006 284 | ACFX (Venturi) w/conspic (White/Blue) | 51397 |
| 20 006 285 | ACFX (Venturi) w/conspic (White/Blue) | 51405 |
| 20 006 286 | ACFX (Venturi) Orange Sill (White/Blue) | 59914 |
| 20 006 287 | ACFX (Venturi) Orange Sill (White/Blue) | 59918 |
| 20 006 288 | Penwest (White/Blue) | 45922 |
| 20 006 289 | Penwest (White/Blue) | 45929 |
| 20 006 290 | Penwest (White/Blue) | 45949 |

Atlas' Center Flow Pressureaide Car is modeled after ACF's freight car designed to handle dry, powdered commodities for fast, efficient unloading.

Features:

- Etched metal roof walks
- Detailed brake gear with scale piping
- Blackened metal wheels
- Accurate painting and printing
- 100-ton roller-bearing trucks and body mounted AccuMate® couplers with screw-attached coupler pockets

HO
SCALE

ATLAS TRAINMAN® HO 3560 COVERED HOPPER

**NEW PAINT
SCHEMES!**

**NEW ROAD
NUMBERS**



Cancarb (ACFX)



Georgia Pacific



Chessie System* (C&O)



CSX*



Duluth Missabe & Iron Range



Kerr-McGee (ACFX)



Potash Corp

**CSX Licensed Product*



ATLAS TRAINMAN® HO 3560 COVERED HOPPER

MSRP: \$33.95 | UNDEC MSRP: \$26.95

| ITEM # | ROAD NAME | ROAD # |
|---|--|--------|
| ATLAS N TRAINMAN® ACF® 3560 COVERED HOPPER | | |
| 20 002 925 | Undecorated | - |
| NEW PAINT SCHEMES! | | |
| 20 006 500 | Cancarb (ACFX) (Black/Blue) | 74072 |
| 20 006 501 | Cancarb (ACFX) (Black/Blue) | 74080 |
| 20 006 502 | Georgia Pacific (Black/Gray) | 1000 |
| 20 006 503 | Georgia Pacific (Black/Gray) | 1001 |
| NEW ROAD NUMBERS! | | |
| 20 006 504 | Chessie System* (C&O) (Yellow/Blue) | 601322 |
| 20 006 505 | Chessie System* (C&O) (Yellow/Blue) | 601343 |
| 20 006 506 | CSX* (Tan/Black) | 226814 |
| 20 006 507 | CSX* (Tan/Black) | 226828 |
| 20 006 508 | Duluth Missabe & Iron Range (Gray/Maroon/Yellow) | 5019 |
| 20 006 509 | Duluth Missabe & Iron Range (Gray/Maroon/Yellow) | 5026 |
| 20 006 510 | Kerr-McGee (ACFX) (Gray/Blue/Red/White) | 63506 |
| 20 006 511 | Kerr-McGee (ACFX) (Gray/Blue/Red/White) | 63571 |
| 20 006 512 | Potash Corp (Salmon/White) | 1624 |
| 20 006 513 | Potash Corp (Salmon/White) | 1709 |

**CSX Licensed Product*

The three-compartment ACF® 3560 Center Flow Covered Hopper was designed for the transport of high-density dry bulk loadings of 50 – 60 pounds per cubic foot. About 2,214 cars were built from 1967 – 1972. This Center Flow Covered Hopper transported a wide variety of commodities, including salt, fertilizer, starch, bauxite, and clay.

Features:

- True scale dimensions with accurate details
- Weighted, detailed underframes
- Equipped with AccuMate® Knuckle Couplers
- Trucks equipped with free-rolling metal wheels
- Accurate painting and lettering

AccuMate® couplers are made under license from AccuRail, Inc.

HO

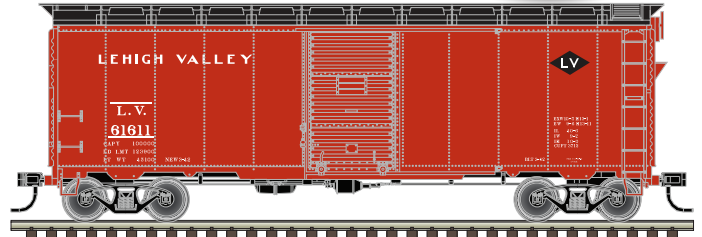
ATLAS TRAINMAN® HO 40' 1937 AAR BOX CAR KIT

**NEW PAINT
SCHEMES**

**NEW ROAD
NUMBERS**



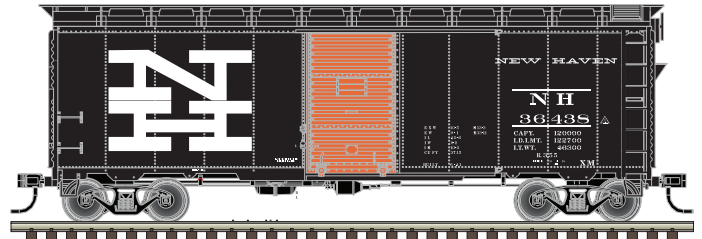
Lackawanna



Lehigh Valley



Maine Central



New Haven



Pittsburgh & Lake Erie*



Southern Pacific



Union Pacific - Side 1



Union Pacific - Side 2



Wabash



Western Pacific

*CSX Licensed Product



ATLAS TRAINMAN® HO 40' 1937 AAR BOX CAR KIT

MSRP: \$19.95 | UNDEC MSRP: \$17.95

| ITEM # | ROAD NAME | ROAD # |
|------------------------------------|---|--------|
| HO 1937 AAR 40' BOX CAR KIT | | |
| 21 000 001 | Undecorated | - |
| NEW PAINT SCHEMES! | | |
| 20 006 237 | Lackawanna (Brown/White) | 51475 |
| 20 006 238 | Lackawanna (Brown/White) | 51496 |
| 20 006 239 | Lackawanna (Brown/White) | 51500 |
| 20 006 240 | Lehigh Valley (Brown/White/Black) | 61611 |
| 20 006 241 | Lehigh Valley (Brown/White/Black) | 61835 |
| 20 006 242 | Lehigh Valley (Brown/White/Black) | 61881 |
| 20 006 246 | New Haven (Black/Orange/White) | 36410 |
| 20 006 247 | New Haven (Black/Orange/White) | 36438 |
| 20 006 248 | New Haven (Black/Orange/White) | 36484 |
| 20 006 249 | Pittsburgh and Lake Erie* (Brown/Black/White) | 35305 |
| 20 006 250 | Pittsburgh and Lake Erie* (Brown/Black/White) | 35452 |
| 20 006 251 | Pittsburgh and Lake Erie* (Brown/Black/White) | 35792 |
| 20 006 255 | Union Pacific (Brown/Yellow) | 184055 |
| 20 006 256 | Union Pacific (Brown/Yellow) | 184152 |
| 20 006 257 | Union Pacific (Brown/Yellow) | 184785 |
| 20 006 258 | Wabash (Brown/White) | 60614 |
| 20 006 259 | Wabash (Brown/White) | 60818 |
| 20 006 260 | Wabash (Brown/White) | 60955 |
| 20 006 261 | Western Pacific (Green/Yellow) | 220084 |
| 20 006 262 | Western Pacific (Green/Yellow) | 220106 |
| 20 006 263 | Western Pacific (Green/Yellow) | 220194 |
| NEW ROAD NUMBERS! | | |
| 20 006 243 | Maine Central (Green/Yellow) | 6129 |
| 20 006 244 | Maine Central (Green/Yellow) | 6141 |
| 20 006 245 | Maine Central (Green/Yellow) | 6154 |
| 20 006 252 | Southern Pacific (Brown/White/Black) | 114755 |
| 20 006 253 | Southern Pacific (Brown/White/Black) | 115188 |
| 20 006 254 | Southern Pacific (Brown/White/Black) | 115818 |

The 1937 AAR Box Car is widely recognized as the first standard freight car design to be voluntarily adopted by the majority of railroads throughout the United States. Although previous USRA designs also achieved widespread distribution, their success was mostly due to government control rather than popular acceptance.

The 1937 AAR Box Car also had many features that became standard on boxcars for years to come, including dreadnaught ends, straight panel roof and an inside length of 40' 6". They had an interior height of 10' with a 3700 cubic foot capacity. With only a few variations built, this design helped the industry realize the economic advantages of freight equipment standardization; a concept that continues into the modern era.

Features:

- Quick and easy assembly
- Highly detailed body with molded ladders and grab irons
- One-piece underframe with full brake detail
- Quality painting/printing of prototypical paint schemes

*CSX Licensed Product



ATLAS PREMIER O 44 TONNER LOCOMOTIVE

NEW
ATLAS O
MODEL

ALL NEW
O SCALE
PAINT SCHEMES

WITH
PROTO-SOUND 3.0
DCS



Burlington Route



Erie Lackawanna



Maine Central



Napa Valley Wine Train



Santa Fe



US Steel



ATLAS PREMIER O 44 TONNER LOCOMOTIVE

MSRP 3-RAIL: \$449.95

| 3 RAIL ITEM # | ROAD NAME |
|-------------------|---|
| NEW MODEL! | |
| 30138000 | Burlington Route (Black/Red/Yellow) 9103 |
| 30138001 | Erie Lackawanna (Black/Yellow) 26 |
| 30138002 | Maine Central (Green/Yellow) 11 |
| 30138003 | Napa Valley Wine Train (White/Green/Black) 50 |
| 30138004 | Santa Fe (Black/Silver) 463 |
| 30138005 | US Steel (Red/Green/Yellow) 1 |

The 44-tonner was a workaround. In 1937, seeing that new diesels were putting the fireman’s role in jeopardy, the railroad unions negotiated the “90,000 Pound Rule” with the railroads - specifying that any engine with a weight on drivers of 90,000 pounds or more would require a two-man crew. General Electric’s 44-tonner, introduced in 1940, skirted the 90,000 pound rule and was thus the largest locomotive that could legally be operated by one person on a common carrier railroad.

But while the 44-tonner put the fireman out of work, it made the engineer’s life easier than it had been on the 0-4-0 or 0-6-0 steamer it replaced. The greenhouse-like cab in the center of the engine offered 360-degree visibility, a decided advantage in the chaos of the switch yards, industrial areas and railroad backshops where the 44-tonners usually labored. In the event of a collision, the engineer had the protection of a hood at each end of his locomotive, unlike an end-cab switcher.

Under each of those hoods throbbed a dependable 180-hp Caterpillar V-8 diesel - so dependable that many of these engines are still hauling freight or tourists today, more than seven decades after they were built. Predicting modern diesels, where the lone engineer shares his cab with a train crew that no longer has a caboose, the 44-tonner’s cab also sported a second seat for a brakeman or conductor.

Unlike most of its competitors in the small engine business, who saw their main clients as industrial plants and short lines, General Electric pursued sales with Class 1 railroads. At least 26 of them rostered 44-tonners, with the Pennsy having the largest fleet at 45 engines. The 44-tonner was also beloved by industrial roads and short lines, where it often served as mainline power on lines with prosaic names like Arcade & Attica or Dansville & Mount Morris. The engine was also popular with the U.S. military for use domestically and abroad. By the time the last of the 44-tonners were outshopped in 1956, about 386 engines were working in locales as diverse as Cuba, India and Saudi Arabia.

Features:

- Intricately Detailed, Die-Cast Metal Body
- Die-Cast Truck Sides, Pilots and Fuel Tank
- Metal Chassis
- Metal Handrails and Horn
- Handpainted Engineer Cab Figure
- Authentic Paint Schemes
- Metal Wheels, Axles and Gears
- Kadee-Compatible Coupler Mounting Pads
- (2) Remote-Controlled Proto-Couplers
- Prototypical Rule 17 Lighting
- Directionally Controlled Constant Voltage LED Headlights
- Lighted LED Cab Interiors
- (2) Precision Flywheel-Equipped Motors
- Onboard DCC/DCS Decoder
- Locomotive Speed Control In Scale MPH Increments
- 1:48 Scale Proportions
- Proto-Sound 3.0 With The Digital Command System Featuring Freight Yard Proto-Effects
- Unit Measures: 8 1/2" x 2 7/16" x 3 1/4"
- Operates On 0-27 Curves



ATLAS PREMIER O MADISON HEAVYWEIGHT PASSENGER CAR

**NEW
ATLAS O
MODEL**



Baltimore & Ohio[®] RPO Car



Gulf, Mobile & Ohio Combine Car



Pennsylvania Dining Car



Pittsburgh & West Virginia Baggage Car

Road names not pictured but also available include: Boston & Maine; Reading, Blue Mountain & Northern (LGSR), Reading, Blue Mountain & Northern; Southern & Southern (Crescent Limited). See list on page 61 for the complete offering.

**CSX Licensed Product*



ATLAS PREMIER O MADISON HEAVYWEIGHT PASSENGER CAR

MSRP 3-RAIL: \$99.95 | MSRP 2-RAIL: \$105.95

Table with 2 columns: 3 RAIL ITEM # and ROAD NAME. Includes a sub-header 'NEW ATLAS O MODEL' and lists various car sets and individual cars with their descriptions and colors.




*CSX Licensed Product

Features:

- List of features including: Durable ABS Intricately Detailed Bodies, Metal Wheels and Axles, Constant Voltage Overhead LED Interior Lighting, Operating Die-Cast Metal Couplers, Colorful, Attractive Paint Schemes, End-of-Car Diaphragms, Separate Metal Handrails, Fast-Angle Wheel Sets, Needle-Point Axles, Detailed Car Interiors, 1:48 Scale Dimensions, Detailed Car Undercarriage, Sliding Baggage Car Doors, Die-Cast 6-Wheel Trucks, Unit Measures: 19" x 2 7/16" x 3 1/2", Operates On 0-42 Curves



ATLAS O PASSENGER FIGURE SETS





<https://shop.atlasrr.com/c-1599-0404.aspx>



ATLAS O PASSENGER FIGURE SETS

MSRP: \$32.95

| ITEM | DESCRIPTION |
|---------|---|
| 3009950 | O Scale Passenger Figure Set 1 - 12 pcs. assorted figures |
| 3009951 | O Scale Passenger Figure Set 2 - 12 pcs. assorted figures |
| 3009952 | O Scale Passenger Figure Set 3 - 12 pcs. assorted figures |
| 3009953 | O Scale Passenger Figure Set 4 - 10 pcs. assorted Army & Navy figures |

A perfect complement to Atlas O's Premier 70' Madison Heavyweight Passenger Cars!

<https://shop.atlasrr.com/d-653-o-heavyweight-passenger-cars.aspx>

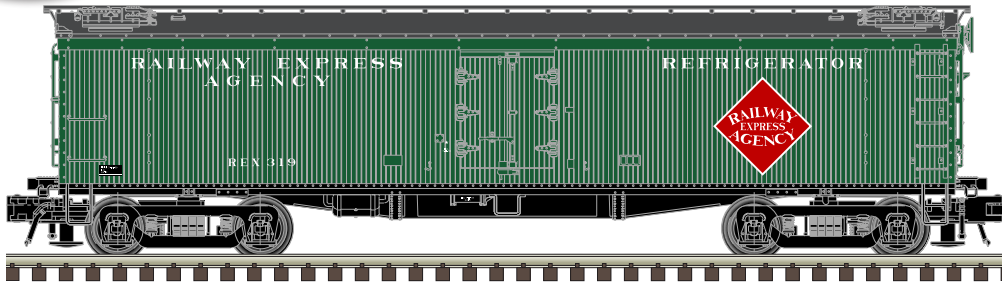
**Also fits Atlas' recently announced Premier Amfleet Cars,
as well as other "to-be-announced" Premier Passenger Cars!**



ATLAS MASTER® O 53'6" WOOD EXPRESS REEFER

**NEW PAINT
SCHEMES!**

**NEW ROAD
NUMBERS**



Railway Express Agency



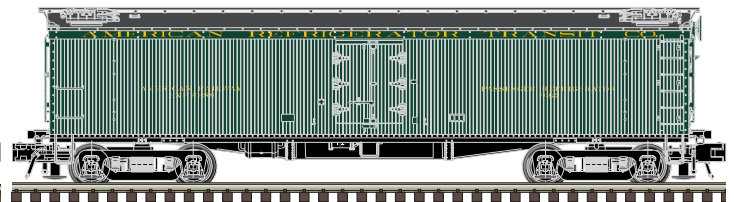
Soo



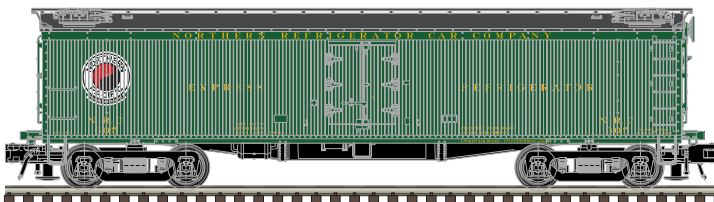
Western Pacific



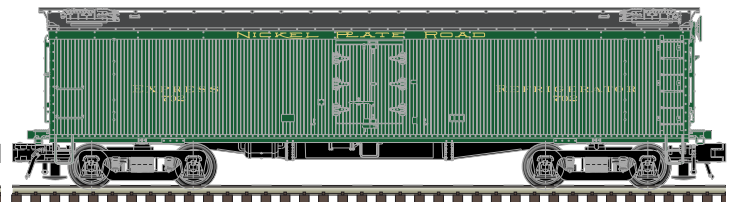
American Refrigerator Express



American Refrigerator Transport



Northern Refrigerator Car



Nickel Plate



ATLAS MASTER® O 53'6" WOOD EXPRESS REEFER

3-RAIL UNDEC MSRP: \$79.95 | 2-RAIL UNDEC MSRP: \$84.95

3-RAIL MSRP: \$85.95 | 2-RAIL MSRP: \$90.95

| 3 RAIL ITEM # | ROAD NAME | 2 RAIL ITEM # |
|---------------------------|---|---------------|
| 3001000 | Undecorated | 3002000 |
| NEW ROAD NUMBERS! | | |
| 3001007 | Railway Express Agency (Green/Red/White/Black) | 3002007 |
| 3001008 | Soo (Green/Gold/Black) | 3002008 |
| 3001009 | Western Pacific (Green/Gold/Black) | 3002009 |
| 3001001 | American Refrigerator Express (Green/Gold/Black) | 3002001 |
| 3001015 | American Refrigerator Transport (Green/Gold/Black) | 3002015 |
| NEW PAINT SCHEMES! | | |
| 3001036 | Northern Refrigerator Car / NP (Green/Gold/Red/Black) | 3002036 |
| 3001037 | Nickel Plate (Green/Gold/Black) | 3002037 |

At one time, the express refrigerator car was a common component of the nation's passenger trains. These cars provided fast delivery of perishable, high value crops and goods that demanded the speediest service the railroads could deliver. Since many of the cars were equipped with collapsible ice bunker bulkheads, the cars could double in mail and express package service. The General American 53' 6" Wood Express Refrigerator cars were among the most common cars of this type used in the US. Not only were they used by many class 1 railroads in express mail and passenger service, they were perhaps best known in the liveries of the express companies, such as American Railway Express and Railway Express Agency. Features Include:

Features:

- Sprung die-cast GSC Commonwealth express car trucks
- All metal ladders, stirrups and grab irons
- Detailed underframe
- Opening doors and roof hatches
- Accurate painting and lettering
- Approximate length: 13.5"
- Minimum radius curve (2-Rail): 36"
- Minimum diameter curve (3-Rail): 0-36

Note: Atlas O body mounted scale couplers can be used on both 2-rail and 3-rail versions.



ATLAS MASTER® O X-29 BOX CAR

NEW PAINT SCHEMES!

NEW ROAD NUMBERS



Pennsylvania



Detroit, Toledo & Ironton



Chesapeake & Ohio*



Nickel Plate Road



Chicago Great Western



ATLAS MASTER® O X-29 BOX CAR

3-RAIL MSRP: \$74.95 | 2-RAIL MSRP: \$79.95

3-RAIL UNDEC MSRP: \$69.95 | 2-RAIL UNDEC MSRP: \$ 74.95

| 3 RAIL ITEM # | ROAD NAME | 2 RAIL ITEM # |
|---------------------------|---|---------------|
| 3001900 | Undecorated | 3002900 |
| NEW PAINT SCHEMES! | | |
| 3001915 | Pennsylvania (Brown/White/Yellow) | 3002915 |
| 3001916 | Detroit, Toledo & Ironton (Brown/White) | 3002916 |
| NEW ROAD NUMBERS! | | |
| 3001917 | Chesapeake & Ohio* (Black/White) | 3002917 |
| 3001919 | Nickel Plate Road (Brown/White) | 3002919 |
| 3001902 | Chicago Great Western (Brown/White) | 3002902 |

**CSX Licensed Product*

In 1923, the ARA (American Railway Association) proposed a standard design all-steel box car for the railroads. While the design was certainly a good one, the car never became a recommended practice due to questions of the selected inside width. Nonetheless, quite a few railroads opted for the design and rostered sizeable fleets. The largest group of cars, by far, was class X-29 of the Pennsylvania Railroad.

Features:

- Highly detailed ABS body
- Die-cast chassis
- Flat or corrugated ends are per the prototype
- Detail variations as appropriate for each version
- Different door styles
- All metal separately-applied grab irons, ladders and stirrups
- Accurate painting and lettering
- Minimum diameter curve: 0-31 (3-Rail)
- Minimum radius curve: 24" (2-Rail)
- Some assembly required for undecorated models.




ATLAS MASTER® O 60' AUTO PARTS BOX CAR

NEW PAINT SCHEMES!


NEW ROAD NUMBERS




Canadian National



Conrail



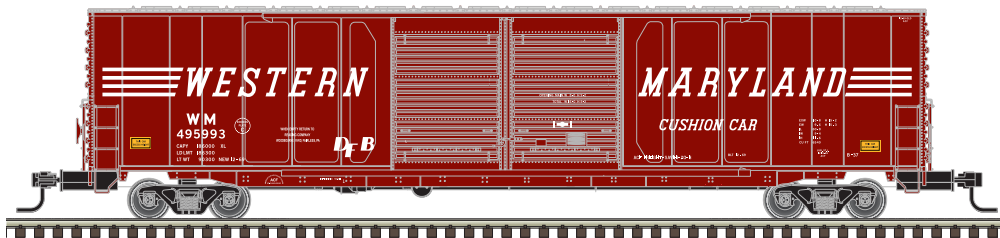
Norfolk & Western



White River Foodservice



Detroit & Toledo Shoreline



Western Maryland*



ATLAS MASTER® O 60' AUTO PARTS BOX CAR

3-RAIL MSRP: \$66.95 | 2-RAIL MSRP: \$71.95

3-RAIL UNDEC MSRP: \$58.95 | 2-RAIL UNDEC MSRP: \$63.95

| 3 RAIL ITEM # | ROAD NAME | 2 RAIL ITEM # |
|--------------------------------|---|---------------|
| 60' SINGLE DOOR BOX CAR | | |
| 3005900 | Undecorated - Single Door | 3006900 |
| NEW ROAD NUMBERS! | | |
| 3005914 | Canadian National (Blue/White) | 3006914 |
| NEW PAINT SCHEMES! | | |
| 3005915 | Conrail (Brown/White) | 3006915 |
| 3005917 | Norfolk and Western (Black/White) | 3006917 |
| 3005918 | White River Foodservice (Blue/White) | 3006918 |
| 60' DOUBLE DOOR BOX CAR | | |
| 3005901 | Undecorated - Double Door | 3006901 |
| NEW ROAD NUMBERS! | | |
| 3005919 | Detroit & Toledo Shoreline (Blue/Red/White) | 3006919 |
| 3005920 | Western Maryland* (Brown/White) | 3006920 |

**CSX Licensed Product*

Built by American Car & Foundry in the late 1960s and early 1970s, the 60' Auto Parts Box Cars serviced assembly plants and component suppliers across the nation. The cars were equipped with either single or double doors, offering easy access to the freight inside, serving the auto industry well with their versatility. Many of these cars can still be found in service today throughout North America.

Features:

- True 1/4" scale dimension
- Die-cast floor
- Undercarriage detail
- Separately applied ladders, brake wheel, end safety platforms and door handles.
- Sliding doors
- Die-cast sprung 70-ton roller bearing trucks with simulated shock control couplers
- Accurate painting and lettering.
- Scale 33" wheels (2-Rail)
- Kadee® compatible couplers (2-Rail)
- Minimum diameter curve (3-Rail): 0-45
- Minimum radius curve (2-Rail): 36"




ATLAS MASTER® O PINES TRAILER

NEW PAINT SCHEMES!



Lucky Lager†




Old Milwaukee



Old Style†



Pabst Blue Ribbon†




Schlitz†

SCALE **ATLAS MASTER® O PINES TRAILER**

MSRP: \$41.95

| 3 RAIL ITEM # | ROAD NAME | 2 RAIL ITEM # |
|---------------------------|---------------------------------------|---------------|
| NEW PAINT SCHEMES! | | |
| 3005310 | Lucky Lager (White/Red) | 3006900 |
| 3005311 | Old Milwaukee (White/Red/Gold) | 3006914 |
| 3005312 | Heileman's Old Style (Blue/White/Red) | 3006915 |
| 3005313 | Pabst Blue Ribbon (Red/White/Blue) | 3006917 |
| 3005314 | Schlitz (White/Maroon) | 3006918 |
| 3005315 | Stroh's (Red/White/Gold) | 3006901 |



Stroh's†

In today's economy, there are strong demands to move goods faster and more efficiently. Atlas' O 45' Pines Trailer will get the job done on your railroad. Built in true scale dimensions, the model is beautifully decorated with artwork from beer manufacturers past and present.

FEATURES:

- True 1/4" dimensions and details
- Two sets of landing gear- fully extended or retracted
- Working doors, bars, latches
- Movable wheel assembly
- Colorful painting and lettering
- Adjustable hitch pin

Lucky Lager, Old Milwaukee, Old Style, Pabst Blue Ribbon, Schlitz, Strohs and related marks, logos and designs are intellectual property of PBC and are used with permission by Atlas Model Railroad Co., Inc. © 2022, All rights reserved.

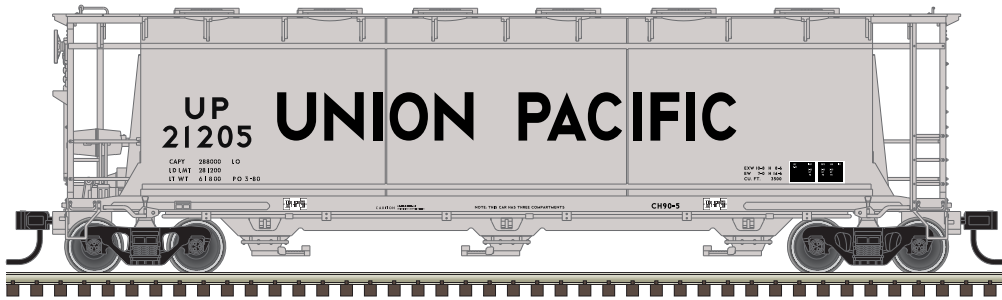
The Old Style paint scheme is similar to a prototype with minor changes. Stroh's is correct for trailers of a similar prototype.




ATLAS MASTER® O 3 BAY CYLINDRICAL HOPPER

NEW PAINT SCHEMES!

NEW ROAD NUMBERS



Union Pacific




Potacan



Westroc



Hooker Chemical



Great Northern



Illinois Terminal



ATLAS MASTER® O 3 BAY CYLINDRICAL HOPPER

3-RAIL UNDEC MSRP: \$72.95 | 2-RAIL UNDEC MSRP: \$77.95

3-RAIL MSRP: \$77.95 | 2-RAIL MSRP: \$82.95

| 3 RAIL ITEM # | ROAD NAME | 2 RAIL ITEM # |
|---------------------------------|--|---------------|
| 3-BAY CYLINDRICAL HOPPER | | |
| 3001210 | Undecorated | 3002210 |
| NEW PAINT SCHEMES! | | |
| 3001224 | Union Pacific (Gray/Black) | 3002224 |
| 3001225 | Potacan (Brown/White) | 3002225 |
| 3001226 | Westroc (Gray/Black/Blue) | 3002226 |
| 3001227 | Hooker Chemical (Orange/Black) | 3002227 |
| 6-BAY CYLINDRICAL HOPPER | | |
| 3001211 | Undecorated | 3002211 |
| NEW ROAD NUMBERS! | | |
| 3001228 | Great Northern (Grain Loading) Green/White | 3002228 |
| 3001229 | Illinois Terminal (Gray/Black) | 3002229 |

Introduced in 1961 by ACF® to haul sand, clay, salt, grain and bulk plastics, the Cylindrical Hopper was the first commercially successful tank-type covered hopper car design. A few of the more than 4,000 cars of this type built through 1966 can still be seen in service today across the United States.

Features:

- Accurate painting and lettering
- Spring die-cast 100-ton roller-bearing trucks with rotating bearing caps
- Opening hatches
- True ¼" dimensions and details
- Realistic see through roof walks
- Separately-applied grab irons
- Separately-applied brake detail
- Die-cast articulated couplers (3-rail)
- 3 Bay Minimum radius curve: 0-31 (3-rail)
- 6 Bay Minimum radius curve: 0-42 (3-rail)



ATLAS PREMIER O 50' AIRSLIDE HOPPER

**NEW
ATLAS O
MODEL**



ADM Milling



BNSF - Buffer Car



Clinton Corn Processing



Corn Products



Denver & Rio Grande



Peavey



ATLAS PREMIER O 50' AIRSLIDE HOPPER

3-RAIL MSRP: \$79.95

| 3 RAIL ITEM # | ROAD NAME |
|---------------------------|--|
| NEW ATLAS O MODEL! | |
| 3001083 | ADM Milling - Molecule (Gray/Blue/White) |
| 3001084 | BNSF -Buffer Car (Brown/White) |
| 3001085 | Clinton Corn Processing (Gray/Red/White) |
| 3001086 | Corn Products (Yellow/Black/White) |
| 3001087 | Denver & Rio Grande (Gray/Blue/White) |
| 3001088 | Peavey (Blue/Red) |

The original design dates back to the early Fifties, when it was offered in single- and double compartment versions. The name lends itself to the "action" created by an air-permeable fabric lining in the bottom of the compartment. Unloading the car involves pumping air under the lining fluidizing the commodity which in turn is drawn out of the compartment by pneumatic or other means. This type of car was primarily used for sugar, flour, and starch (and sometime certain types of plastics).

Features:

- Intricately Detailed Durable ABS Body
- Metal Wheels and Axles
- Die-Cast 4-Wheel Trucks
- Operating Die-Cast Metal Couplers
- Colorful, Attractive Paint Schemes
- Decorative Brake Wheels
- Separate Metal Handrails
- Fast-Angle Wheel Sets
- Needle-Point Axles
- 1:48 Scale Dimensions



ATLAS PREMIER O 50' GUNDERSON HIGH CUBE BOX CAR

**NEW
ATLAS O
MODEL**



Arkansas-Oklahoma



Canadian Pacific



GATX (Heritage)



GATX (LRS)



International Bridge & Terminal



Southern Railway of British Columbia



TTX (Forward Thinking)



TTX (On Track for a Cure)



ATLAS PREMIER O 50' GUNDERSON HIGH CUBE BOX CAR

3-RAIL MSRP: \$79.95

| 3 RAIL ITEM # | ROAD NAME |
|---------------------------|--|
| NEW ATLAS O MODEL! | |
| 3007412 | Arkansas-Oklahoma (AOK) (Brown) |
| 3007413 | Canadian Pacific (NKCR) (Brown) |
| 3007414 | GATX (Heritage) (Blue) |
| 3007415 | GATX (LRS) (Blue/White) |
| 3007416 | International Bridge and Terminal (IBT) (Green) |
| 3007417 | Southern Railway of British Columbia (SRY) (Red) |
| 3007418 | TTX (Forward Thinking) (Yellow/Black) |
| 3007419 | TTX (On Track for a Cure) (Black/Pink) |

With an interior height of about 13 feet - 2 feet more than a standard box car - this car is known as a "hi-roof" or "high cube" car for its high cubic capacity. White end panels make railroad crews aware of its extra height, which prevents it from traveling in some areas.

This 50' 100-ton car is designed specifically for the modern printing industry, which uses large rolls of paper too big for standard box cars. Sideto- floor joints and doorframes are reinforced to accommodate the heavy weight of paper rolls. Longer 60' versions of this design are widely used for transporting parts for car manufacturing.

Two road numbers are available per road name except GATX Heritage and TTX (On Track for A Cure) which have only one.

Features:

- Intricately Detailed, Durable ABS Body
- Stamped Metal Floors
- Metal Wheels and Axles
- Die-Cast 4-Wheel Trucks
- Fast-Angle Wheel Sets
- Needle-Point Axles
- (2) Operating Die-Cast Metal Couplers
- Detailed Brake Wheel
- Separate Metal Handrails
- Sliding Car Doors
- 1:48 Scale Dimensions
- Unit Measures: 14 1/2" x 2 5/8" x 4 3/16"
- Operates On 0-31 Curves



ATLAS PREMIER O 50' GUNDERSON HIGH CUBE BOX CAR



**LIGHTS UP
FOR
ADDED FUN!**

O PREMIER 40' PS 1 BOX CAR
ST. PATRICK'S DAY SPECIAL SPECIAL 'LUCKY LEASING CO.' LUCK 317
features green lighting effects

3-RAIL MSRP: \$99.95

| 3-RAIL ITEM | ROAD NAME/ROAD NUMBER |
|--|---|
| O SCALE 3-RAIL 2022 EXCLUSIVE HOLIDAY SERIES PREMIER 40' PS-1 BOX CAR | |
| 3001850 | O Premier 40' PS 1 Box Car St. Patrick's Day Special 'Lucky Leasing Co.' LUCK 317 - WITH LIGHTS! |

Features:

- Colorful holiday themed painting and lettering
- Vibrant St. Patrick's Day artwork with functioning lights!
- Intricately Detailed Durable ABS Body
- Metal Wheels and Axles
- Die-Cast 4-Wheel Trucks
- Operating Die-Cast Metal Couplers
- Decorative Brake Wheels
- Fast-Angle Wheel Sets
- Needle-Point Axles
- Sliding Car Doors
- 1:48 Scale Dimensions
- Unit Measures: 11 5/8" x 2 5/8" x 3 3/4"
- Operates On O-31 Curves





ARRIVALS - WINTER 2022

<https://shop.atlasrr.com/>



TRACK ARRIVALS - WINTER 2022

| ITEM # | DESCRIPTION | MSRP |
|--|--|--------|
| HO & N SCALE TRACK ACCESSORIES & LUBRICANTS | | |
| 0401 | Rail Joiner Sidekick-All Scales (N-HO-O) | \$5.75 |
| 0402 | Atlas Track Eraser | \$5.75 |
| UNIVERSAL SIGNAL BOARDS & ACCESSORIES | | |
| 70 000 050 | Signal Attachment Cable | \$9.50 |



TRACK ARRIVALS - WINTER 2022

| ITEM # | DESCRIPTION | MSRP |
|------------------------------|--|----------|
| N SCALE CODE 80 TRACK | | |
| 2500 | Super-Flex® Track (29.5" long) | \$5.95 |
| 2501 | 5" Straight Snap-Track® (6 pcs) | \$5.95 |
| 2509 | Straight Snap-Track® Assortment | \$7.75 |
| 2510 | 9¾" Radius Snap-Track® (6 pcs) (12 pcs to Circle) | \$5.95 |
| 2511 | 1/2 - 9¾" Radius Snap-Track® (6 pcs) | \$4.95 |
| 2513 | 5" Straight Snap-Track® - Bulk - 1 pc. | \$0.95 |
| 2514 | 9¾" Radius Snap-Track® - Bulk- 1 pc. (12 pcs to Circle) | \$0.95 |
| 2515 | 11" Radius Snap-Track® - Bulk - 1 pc. (16 pcs to Circle) | \$0.95 |
| 2516 | 19" Radius Snap-Track® - Bulk - 1 pc. (24 pcs to Circle) | \$0.95 |
| 2517 | Rerailer - Bulk - 1 pc. | \$1.50 |
| 2520 | 11" Radius Snap-Track® (6 pcs) (16 pcs to Circle) | \$5.95 |
| 2521 | 1/2 - 11" Radius Snap-Track® (6 pcs) | \$4.95 |
| 2526 | 19" Radius Snap-Track® (6 pcs) (24 pcs to Circle) | \$5.95 |
| 2532 | Rerailer (3 pcs) | \$4.95 |
| 2535 | Rail Joiners - Nickel Silver (48 pcs/blister) | \$4.95 |
| 2536 | Bumpers | \$4.95 |
| 2539 | Terminal Joiners (1 pr./blister) | \$4.95 |
| 2569 | 90° Crossing | \$12.95 |
| 2702 | Manual Standard Switch - Left | \$22.95 |
| 2704 | #6 Remote Switch - Left | \$32.95 |
| 2705 | #6 Remote Switch - Right | \$32.95 |
| 2707 | #6 Manual Switch - Right | \$22.95 |
| 2715 | Remote Switch Machine - Left | \$16.95 |
| 2716 | Remote Standard Switch - Right | \$16.95 |
| 2752 | #6 Customline Switch - Left | \$20.95 |
| 2588 | Scenic Ridge Track Pack | \$124.95 |
| N SCALE CODE 55 TRACK | | |
| 2000 | Code 55 Super-Flex® Track (30" long) | \$7.25 |
| 2001 | 6" Rerailer (3 pcs) | \$8.75 |
| 2002 | 6" Straight (6 pcs) | \$9.95 |
| 2008 | .75" Straight (6 pcs) | \$5.95 |
| 2014 | 12.5" Radius Full Section (6 pcs) (16 pcs to Circle) | \$9.95 |
| 2018 | 15" Radius Full Curve (6 pcs) (16 pcs to Circle) | \$9.95 |
| 2023 | 17.5" Radius Half Curve (6 pcs) | \$7.25 |
| 2042 | 30° Crossing | \$14.95 |
| 2043 | 45° Crossing | \$14.95 |
| 2044 | 60° Crossing | \$14.95 |
| 2045 | 90° Crossing | \$14.95 |



ARRIVALS - WINTER 2022

<https://shop.atlasrr.com/>



TRACK ARRIVALS - WINTER 2022

| ITEM # | DESCRIPTION | MSRP |
|--|--|---------|
| N SCALE CODE 55 TRACK CONTINUED | | |
| 2051 | #5 Turnout Right | \$22.95 |
| 2053 | #7 Turnout Right | \$22.95 |
| 2058 | Curved Turnout - Left - 21.25" Radius (Outside)/15" Radius (Inside) | \$26.95 |
| 2059 | Curved Turnout - Right - 21.25" Radius (Outside)/15" Radius (Inside) | \$26.95 |
| 2090 | Metal Rail Joiner (24 pcs/blister) | \$5.95 |
| 2091 | Insulated Rail Joiner (12 pcs/blister) | \$3.25 |
| 2092 | Terminal Joiners (1 pr./blister) | \$5.95 |
| N SCALE CODE 65 TRUE-TRACK WITH PLASTIC ROADBED | | |
| 2405 | 1" Straight (4 pcs) | \$9.95 |
| N SCALE CODE 80 & CODE 55 BRIDGES & ACCESSORIES | | |
| 2570 | Through Truss Bridge Kit Code 80 (Black) | \$28.95 |
| N SCALE CODE 55 THROUGH PLATE GIRDER BRIDGES | | |
| 2080 | Single Track Kit | \$21.95 |
| N SCALE TRACKSIDE STRUCTURES & ACCESSORIES | | |
| 2790 | Turntable | \$39.95 |
| 2791 | Turntable Motor Drive | \$35.95 |
| 2841 | Passenger Station Kit | \$45.95 |
| 2844 | Kate's Colonial Home Kit | \$34.95 |
| 2846 | Barb's Bungalow Kit | \$34.95 |
| 2850 | Hairpin Style Fence | \$7.25 |
| 2870 | Middlesex Manufacturing Co. Kit | \$45.95 |
| N SCALE WHEELS | | |
| 22020 | 33" Blackened Metal Wheels (12 axles) | \$14.95 |
| 22036 | 36" Blackened Metal Wheels (12 axles) | \$14.95 |
| N SCALE SIGNALS | | |
| 70 000 143 | N Starter Set (incl. 1- 70 000 102, 1- 70 000 046, 1- 70 000 050) | \$57.95 |



TRACK ARRIVALS - WINTER 2022

| ITEM # | DESCRIPTION | MSRP |
|--------------------------------|--|---------|
| HO SCALE CODE 100 TRACK | | |
| 0055 | Plastic (Insulating) Rail Joiners (24 pcs./blister) | \$3.25 |
| 0088 | Snap-Track® Starter Set | \$65.95 |
| 0150 | 9" Straight Snap-Track® - Bulk - 1 pc. | \$1.95 |
| 0151 | 15" Radius Snap-Track® - Bulk - 1 pc. (12 pcs to Circle) | \$1.95 |
| 0152 | 18" Radius Snap-Track® - Bulk - 1 pc. (12 pcs to Circle) | \$1.95 |
| 0153 | 22" Radius Snap-Track® - Bulk - 1 pc. (16 pcs to Circle) | \$1.95 |
| 0155 | Rerailer - Bulk - 1 pc. | \$3.75 |
| 0168 | Super-Flex® Track - 3' Section | \$7.50 |
| 0170 | HO Universal 100/83 Rail Joiners N/S (48 pcs./blister) | \$4.95 |
| 0171 | 19° Customline® Crossing | \$14.95 |
| 0172 | 25° Customline® Crossing | \$14.95 |
| 0173 | 30° Customline® Crossing | \$14.95 |
| 0174 | 45° Customline® Crossing | \$14.95 |
| 0175 | 60° Customline® Crossing | \$14.95 |
| 0177 | 12½° Customline® Crossing | \$15.95 |
| 0178 | Super-Flex® Track 5-Pack | \$37.95 |



ARRIVALS - WINTER 2022

<https://shop.atlasrr.com/>



HO SCALE

TRACK ARRIVALS - WINTER 2022

| ITEM # | DESCRIPTION | MSRP |
|--|--|----------|
| HO SCALE CODE 100 TRACK CONTINUED | | |
| 0288 | HO Code 100 Customline® Curved Turnout - Right | \$29.95 |
| 0821 | 9" Straight Snap-Track® (6 pcs.) | \$11.75 |
| 0822 | 6" Straight Snap-Track® (4 pcs.) | \$6.75 |
| 0823 | 3" Straight Snap-Track® (4 pcs.) | \$6.75 |
| 0825 | 1½" Straight Snap-Track® (4 pcs.) | \$6.75 |
| 0831 | 15" Radius Snap-Track® (6 pcs.) (12 pcs to Circle) | \$11.75 |
| 0833 | 18" Radius Snap-Track® (6 pcs.) (12 pcs to Circle) | \$11.75 |
| 0834 | ½ 18" Radius Snap-Track® (4 pcs.) | \$6.75 |
| 0835 | 1/3 18" Radius Snap-Track® (4 pcs.) | \$6.75 |
| 0836 | 22" Radius Snap-Track® (6 pcs.) (16 pcs to Circle) | \$11.75 |
| 0837 | 24" Radius Snap-Track® (6 pcs.) (16 pcs to Circle) | \$11.75 |
| M0840 | Straight Terminal Snap-Track® (1 pc.) | \$8.50 |
| M0842 | Terminal Joiners - Nickel Silver (1 pr./blister) | \$4.95 |
| M0843 | Bumpers (2 pcs.) | \$5.95 |
| M0844 | Rerailer (3 pcs.) | \$12.95 |
| M0845 | 18" Radius Terminal Snap-Track® (1 pc.) | \$8.50 |
| 0847 | Straight Snap-Track® Assortment | \$8.50 |
| 0851 | Remote Snap-Switch - Right | \$29.95 |
| HO SCALE SWITCH MACHINES FOR CODE 100 TRACK | | |
| 0052 | Remote Switch Machine - Left | \$15.95 |
| 0053 | Remote Switch Machine - Right | \$15.95 |
| 0065 | Under Table Switch Machine | \$14.95 |
| 0066 | Deluxe Under Table Switch Machine (Powers, frog, etc.) | \$26.95 |
| HO SCALE CODE 83 TRACK | | |
| 0500 | Super-Flex® Track - 3' Section | \$7.95 |
| 0501 | Super-Flex® Track - 3' Section - 5 pack | \$39.95 |
| 0502 | Super-Flex® Track w/ Concrete Ties - 3' Section | \$7.95 |
| 0506 | #6 Turnout - Right | \$27.95 |
| 0510 | 9" Straight Snap-Track® - Bulk - 1 pc. | \$1.95 |
| 0519 | Rerailer (3 pcs.) | \$11.75 |
| 0520 | 9" Straight Snap-Track® (6 pcs.) | \$11.75 |
| M0521 | 6" Straight Section Snap-Track® (4 pcs.) | \$6.75 |
| 0530 | 15" Radius Snap-Track® (6 pcs.) (12 pcs to Circle) | \$11.75 |
| 0532 | 18" Radius Snap-Track® (6 pcs.) (12 pcs to Circle) | \$11.75 |
| M0533 | ½ 18" Radius Snap-Track® (4 pcs.) | \$6.75 |
| 0534 | 1/3 18" Radius Snap-Track® (4 pcs.) | \$7.75 |
| 0535 | 22" Radius Snap-Track® (6 pcs.) (16 pcs to Circle) | \$11.75 |
| 0537 | 1/3 22" Radius Snap-Track® (4 pcs.) | \$7.75 |
| 0551 | Transition Joiner (Connects Code 83 to Code 100) (12 pcs./blister) | \$5.50 |
| 0552 | Plastic (Insulating) Joiners (24 pcs./blister) | \$3.25 |
| 0553 | Terminal Joiners - Nickel Silver (1 pr./blister) | \$4.95 |
| 0554 | Terminal Track | \$8.50 |
| 0560 | Wye Turnout | \$26.95 |
| 0588 | Snap-Track® Starter Set | \$69.95 |
| 0589 | HO Grand Valley Track Pack | \$167.95 |
| 0595 | HO Code 83 Customline® Curved Turnout - Left | \$29.95 |
| 0596 | HO Code 83 Customline® Curved Turnout - Right | \$29.95 |
| 0598 | Flex-Track End Ties (Brown) | \$4.95 |



ARRIVALS - WINTER 2022

<https://shop.atlasrr.com/>



TRACK ARRIVALS - WINTER 2022

| ITEM # | DESCRIPTION | MSRP |
|---|--|---------|
| HO SCALE CODE 83 TRUE-TRACK WITH PLASTIC ROADBED | | |
| 0410 | 9" Straight Track - Bulk - 1 pc. | \$2.95 |
| 0450 | 9" Straight Track (4 pcs.) | \$12.95 |
| 0451 | 6" Straight Section (4 pcs.) | \$12.95 |
| 0463 | 22" Radius Track (4 pcs.) (16 pcs to Circle) | \$12.95 |
| 0465 | Terminal Joiners (1 pr./blister) | \$4.95 |
| 0466 | 9" Terminal Track | \$11.75 |
| 0468 | 24" Radius (4 pcs.) (16 pcs to Circle) | \$12.95 |
| HO SCALE BRIDGES, TURNTABLES & ACCESSORIES | | |
| 0081 | 3" Bridge Pier (4 pc. set) | \$7.75 |
| 0082 | Pier Girders (4 pc. set) | \$6.75 |
| 0592 | Plate Girder Bridge - Code 83 | \$12.95 |
| 0593 | 18" Through Truss Bridge Kit - Code 83 (Black) | \$45.95 |
| 0883 | Warren Truss Bridge Kit - Code 100 | \$12.95 |
| 0884 | Deck Truss Bridge Kit - Code 100 | \$12.95 |
| 0885 | Plate Girder Bridge - Code 100 | \$12.95 |
| 0888 | 18" Through Truss Bridge Kit - Code 100 (Black) | \$45.95 |
| HO SCALE TRACKSIDE STRUCTURE KITS | | |
| 0701 | Elevated Gate Tower Kit | \$13.95 |
| M0706 | Passenger Station Kit | \$21.95 |
| 0774 | Hairpin Style Fence | \$8.95 |
| HO SCALE SIGNALS | | |
| 70 000 142 | HO Starter Set (incl. 1- 70 000 076, 1- 70 000 046, 1- 70 000 050) | \$59.95 |
| 70 000 076 | HO Signal, Type G, Single Head | \$25.95 |
| 70 000 077 | HO Signal, Type G, Double Head | \$35.95 |
| 70 000 078 | HO Signal, Type G, Bidirectional | \$35.95 |
| 70 000 094 | HO Signal, Hooded Modern, Single Head, LH | \$36.75 |
| 70 000 095 | HO Signal, Hooded Modern, Single Head, RH | \$36.75 |
| 70 000 096 | HO Signal, Hooded Modern, Double Head, LH | \$46.95 |
| 70 000 097 | HO Signal, Hooded Modern, Double Head, RH | \$46.95 |



TRACK ARRIVALS - WINTER 2022

| ITEM # | DESCRIPTION | MSRP |
|---|--|---------|
| O SCALE CODE 215 3-RAIL TRACK - BROWN TIES, NICKEL SILVER RAIL | | |
| STRAIGHT TRACK | | |
| 6050 | 10" Straight | \$8.95 |
| 6051 | 4½" Straight | \$7.95 |
| 6052 | 1¾" Straight (4 pcs./card) | \$17.95 |
| 6053 | 5½" Straight | \$7.95 |
| 40" CUSTOM TRACK | | |
| 6056 | 40" Custom-Flex with Simulated Wood Ties | \$31.95 |
| 6058 | 40" Custom Rigid Straight | \$31.95 |
| CURVED TRACK | | |
| 6011 | O-81 Full Curve (16 pcs. to circle) | \$14.95 |
| 6013 | O-90 Full Curve (16 pcs. to circle) | \$17.95 |
| 6014 | O-99 Full Curve (16 pcs. to circle) | \$19.95 |
| 6016 | O-108 Full Curve (16 pcs. to circle) | \$23.95 |



TRACK ARRIVALS - WINTER 2022

| ITEM # | DESCRIPTION | MSRP |
|---|---|----------|
| O SCALE CODE 215 3-RAIL TRACK - BROWN TIES, NICKEL SILVER RAIL | | |
| CURVED TRACK CONTINUED | | |
| 6043 | O-27 Full Curve (8 pcs. to circle) | \$10.25 |
| 6044 | O-27 Curve | \$7.95 |
| 6045 | O-45 Full Curve (12 pcs. to circle) | \$9.95 |
| 6060 | O-54 Full Curve (16 pcs. to circle) | \$8.25 |
| 6061 | O-54 Curve | \$7.95 |
| 6062 | O-72 Full Curve (16 pcs. to circle) | \$12.95 |
| 6063 | O-72 ½ Curve | \$9.25 |
| 6064 | O-63 Full Curve (16 pcs. to circle) | \$11.25 |
| O SCALE 3-RAIL TRACK ACCESSORIES | | |
| 6010 | 10" Straight Terminal Track | \$15.95 |
| 6059 | 1¾" Uncoupling Track (comes w/ wire, controller, etc.) (1/card) | \$25.95 |
| 6091 | Nickel Silver Rail Joiners (16 pcs./blister) | \$5.25 |
| 6092 | Black Rail Joiners (16 Pcs./Blister) | \$5.25 |
| 6093 | Insulated Rail Joiners (16 Pcs./Blister) | \$4.25 |
| 6094 | Track Screws (48 Pcs./Bag) | \$5.95 |
| 6095 | Tubular Transition Joiners (6 Pcs./Blister) | \$7.95 |
| O SCALE LAYOUT ACCESSORIES | | |
| 6999 | Turntable (for 3-rail and 2-rail operation) - NEW & IMPROVED! | \$329.95 |
| O SCALE 3-RAIL ROLLING STOCK ACCESSORIES - TRUCKS & COUPLERS | | |
| 66035 | Friction-Bearing Caboose Trucks | \$29.95 |
| O SCALE CODE 148 2-RAIL TRACK - BROWN TIES, NICKEL SILVER RAIL | | |
| STRAIGHT TRACK | | |
| 7051 | 4½" Straight | \$5.95 |
| CURVED TRACK | | |
| 7013 | 45° Radius Full Curve (16 Pcs. To Circle) | \$13.95 |
| 7014 | 49.5° Radius Full Curve (16 Pcs. To Circle) | \$16.95 |
| O SCALE STRUCTURES | | |
| 66907 | Operating Oil Pump -Red Bird | \$104.95 |
| 66908 | Operating Oil Pump -Red/White/Blue - NEW | \$104.95 |
| 66909 | Operating Oil Pump -Zebra - NEW | \$104.95 |
| 6900 | Signal Tower Kit | \$52.95 |
| 6909 | Fairview Farm Dairy Kit | \$74.95 |
| 6916 | Steel Water Tower Kit | \$46.95 |
| O SCALE SIGNALS | | |
| 70 000 066 | O Signal, PRR Position Light, Single Head | \$69.95 |



TRACK ARRIVALS - WINTER 2022

| ITEM # | DESCRIPTION | MSRP |
|----------------------|----------------------|--------|
| Z SCALE TRACK | | |
| 2814 | Z Scale Rail Joiners | \$5.95 |



2022 GOLDEN SPIKE CLUB MEMBERSHIP

shop.atlasrr.com/c-100-ogscx.htm

**Become a Member of Atlas O's Golden Spike Club! Don't Delay
Join Today – Memberships for 2022 are Available Now!**

Sign-up online or download your application today at: shop.atlasrr.com/c-100-ogscx.htm For more information on membership, or to join, please contact Patricia Kimble, Golden Spike Club Coordinator at 908-687-0880 ext. 7122, or via email pkimble@atlasrr.com

THE BENEFITS

Club benefits for all members in all levels include:

- **Laminated membership card:** with member's name and number: The membership card features artwork that changes from year to year, highlighting the annual club car on its front.
- **Club lapel pin (New members only):** Wear it and let your friends know that you're a member of the Atlas Golden Spike Club with this pin, handsomely crafted and sporting the colorful logo.
- **Opportunity to Purchase "Members Only" Annual Club Car:** As a club member you will have the option to purchase exclusive members only annual club car(s).
- **Discounted Pricing on Club Offers:** As a club member, you will have the opportunity to purchase premium Atlas products at special Golden Spike Club pricing.
- **Club newsletter:** Get the inside scoop on the latest club offerings and the stories behind them, as well as other special offers and more in this exclusive full color publication, mailed twice annually.
- **FREE Ground Shipping:** For any regular on-line orders shipped within the continental US.

2022 ANNUAL CLUB CARS ATLAS O PREMIER 40' PS-1 BOX CAR WITH 6' DOOR

NEW
TOOLING WITH
6' DOOR



Western Pacific 1953

The second road number of this scheme, Western Pacific 1952, will be offered as a special buy for GSC Deluxe Members.
Keep an eye out for GSC 2022 Special Offers! Information coming soon!