



2022

Williams by Bachmann welcomes several new additions to our lineup in 2022. New vehicles for our *E-Z Street*® range are arriving, including delivery vans painted for three typical Main Street style businesses, as well as for the ubiquitous Railway Express Agency. These are sure to be a colorful and realistic addition to your *E-Z Street*® roster.



Our very first O Gauge Eggliners are shipping this year. These whimsical self-propelled railcars are a great way to celebrate the seasons on your railroad. With paint schemes for Easter, Independence Day, Halloween, and Christmas, there's an Eggliner for every season of the year.

Also arriving is our Quad Hopper with interchangeable coal load and lid roof. Painted for Pennsylvania Power & Light, Baltimore & Ohio®, and Santa Fe, this will be an excellent addition to any O Gauge railroad, allowing you to represent the transportation of a variety of materials such as coal, grain, cement, and more.

With our locomotives, rolling stock, cars, trucks, and accessories, Williams by Bachmann offers an exciting variety of model railroading products for all O Gauge enthusiasts.



## Table of Contents

EGGLINERS.....	W1
<i>RINGLING BROS. AND BARNUM &amp; BAILEY</i> ™.....	W2
<i>E-Z STREET</i> ® .....	W3
MOTIVE POWER.....	W7
FREIGHT CARS .....	W14
TRACK.....	W22
OPERATING AND ADDITIONAL ACCESSORIES.....	W23

## O GAUGE EGGLINER MOTIVE POWER

Navigates O-27 curves • Length 4.75" • Width 2.5" • Height 3.25"

Suggested price: \$229.00 each

Bachmann's whimsical "Eggliners," now in O Gauge, are a great way to celebrate the seasons. Featuring operating headlights, marker lights, and transformer-controlled forward, neutral, and reverse operation, its vibrant colors are sure to liven up your layout.



**INDEPENDENCE DAY**  
Item No. 23701



**EASTER**  
Item No. 23702



**CHRISTMAS**  
Item No. 23703



**HALLOWEEN**  
Item No. 23704

## Ringling Bros. and Barnum & Bailey™

Imagine living in a rural town in the early 1900s and seeing a circus train arrive at your railroad station. A powerful steam engine would be pulling car after colorful car, some filled with exotic animals you'd never seen, such as lions, tigers, and elephants! While many circuses were able to expand because of the efficiency of rail transportation, it was only the merger of Ringling Brothers and Barnum & Bailey in 1919 that created a colossal train of over 90 cars! For nearly 100 years *The Greatest Show on Earth*™ traveled by rail to thrill millions of circus-goers all across the country. Bachmann is delighted to bring you these vintage *Ringling Bros. and Barnum & Bailey*™ models that let you experience all the excitement of the *Ringling Bros.*® train coming to town!



**3-DOME WATER CAR #103**  
Item No. 47120 • Suggested price: \$69.95



**GONDOLA #120**  
Item No. 47212 • Suggested price: \$74.95



**N5c PORTHOLE CABOOSE #2**  
Item No. 47756 • Suggested price: \$89.95



**RINGLING BROS. and BARNUM & BAILEY™  
CLOWN CAR**  
Item No. 42730 • Suggested price: \$99.95  
(See *E-Z Street*® Vehicles section for additional information.)

Now your model town or city can get moving with the *E-Z Street*® track system and *E-Z Street*® vehicles. The *E-Z Street*® modular system snaps together to create realistic one-lane or two-lane roads and intersections. Some suggested configurations include using four sections of 90 Degree Crossover Track (Item No. 00268) to form a two-lane four-way intersection. The 16" diameter curves (Item No. 00261) nest inside the 21" diameter curves (Item No. 00262) for realistic two-lane roads. When planning your track layout, note that you need to use 2.5" Straight to Curve Track (Item No. 00264) anytime you want to connect straight track (5" Straight, Item No. 00266 or 10" Straight, Item No. 00267) to a curved section.

To add power to your *E-Z Street*® system, you must connect Power Wires (Item No. 00270) to the underside of a section of 10" Straight Track (Item No. 00267). If you would like to create an urban siding off of your track mainline, use our "To Track" Connector Pins (Item No. 00272) to connect to our O Gauge or O-27 tubular track system.

From open rural highways to busy city downtowns, *E-Z Street*® offers limitless possibilities for fun!



### ***E-Z STREET*® DELIVERY VAN**

Navigates 16" diameter curves or greater • Length 4.25" • Height 1.75"

Suggested price: \$99.95 each

If you want to add a fun touch to your *E-Z Street*® layout, these late 1930s-style vans will really deliver the goods.

#### ***Features include:***

- forward operation only on O Gauge *E-Z Street*® track system and straight or curved three-rail track
- may also operate on some three-rail turnouts and crossovers




**CHILLY'S ICE**  
Item No. 42737



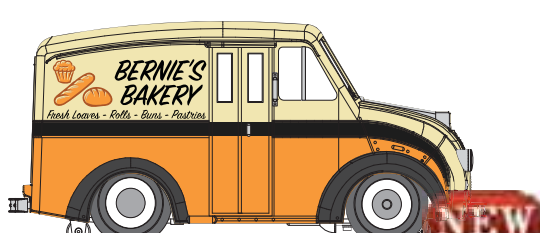
**PASTURE PURE DAIRY**  
Item No. 42738




**KENSINGTON HARDWARE**  
Item No. 42740



**PIPER'S PLUMBING**  
(illustration shown)  
Item No. 42752



**BERNIE'S BAKERY**  
(illustration shown)  
Item No. 42753



**RAILWAY EXPRESS AGENCY**  
(illustration shown)  
Item No. 42754

## E-Z STREET<sup>®</sup> CAR


Navigates 16" diameter curves • Length 4.5" • Height 1.5"

Suggested price: \$99.95 each

Get behind the wheel of these cars designed for the *E-Z Street<sup>®</sup>* track system.

### Features include:


- forward operation only on O Gauge *E-Z Street<sup>®</sup>* track system and straight or curved three-rail track
- may also operate on some three-rail turnouts and crossovers



**RINGLING BROS. and BARNUM & BAILEY<sup>™</sup>**  
**CLOWN CAR**  
Item No. 42730




**FIRE CHIEF CAR**  
Item No. 42736



**SHERIFF CAR**  
Item No. 42749



**SEDAN - BLACK**  
Item No. 42750



**SEDAN - RED**  
Item No. 42751

***E-Z STREET® TRUCKS***

Navigates 16" diameter curves • Length 4.5" • Height varies by model

Suggested price: \$99.95 each

Make your city scene come alive with this fleet of trucks available for the *E-Z Street®* track system.

***Features include:***

- forward operation only on O Gauge *E-Z Street®* track system and straight or curved three-rail track
- may also operate on some three-rail turnouts and crossovers



**PICKUP TRUCK - BEIGE**  
(removable load)  
Item No. 42732



**FOOD TRUCK**  
Item No. 42734



**PICKUP TRUCK - GREEN**  
(removable load)  
Item No. 42735



**HAWAIIAN SHAVE ICE TRUCK**  
Item No. 42746



**ANIMAL CONTROL TRUCK**  
Item No. 42747



**TOW TRUCK - RUSTY'S AUTO SALVAGE**  
Item No. 42748



**E-Z STREET® TRACK**
**16" DIAMETER  
CURVED TRACK**

Item No. 00261  
Suggested price: \$29.95  
(4/card)


**21" DIAMETER  
CURVED TRACK**

Item No. 00262  
Suggested price: \$29.95  
(4/card)


**2.5" STRAIGHT TO  
STRAIGHT TRACK**

Item No. 00263  
Suggested price: \$25.95  
(4/card)


**2.5" STRAIGHT TO  
CURVE TRACK**

Item No. 00264  
Suggested price: \$26.95  
(4/card)


**2.5" CURVE TO CURVE  
TRACK**

Item No. 00265  
Suggested price: \$25.95  
(4/card)


**5" STRAIGHT TRACK**

Item No. 00266  
Suggested price: \$31.95  
(4/card)


**10" STRAIGHT TRACK/  
POWER TERMINAL\***

Item No. 00267  
Suggested price: \$35.95  
(4/card)


**90 DEGREE  
CROSSOVER TRACK**

Item No. 00268  
Suggested price: \$12.95  
(1/card)


**CONNECTOR PINS**

(8 outside & 4 center)  
Item No. 00269  
Suggested price: \$8.95


**POWER CONNECTION  
WIRES**

Item No. 00270  
Suggested price: \$8.95  
(2/card)



**21" DIAMETER REMOTE TURNOUTS**

Suggested price: \$69.95 each

Turnouts can be operated manually or remotely and feature non-derailing sprung switches.

**TO TRACK  
CONNECTOR PINS**

(8 outside & 4 center)  
Item No. 00272  
Suggested price: \$8.95



\* Required for  
power connection


**21" DIAMETER REMOTE  
TURNOUT - LEFT**

Item No. 00273


**21" DIAMETER REMOTE  
TURNOUT - RIGHT**

Item No. 00274

# STEAM AND ELECTRIC LOCOMOTIVES

**Williams**  
SOUTHERN PACIFIC

## BALDWIN 4-6-0 SCALE STEAMER

Navigates O-27 curves • Length 18.50" • Height 4"

Suggested price: \$429.95 each

### Features include:

- die-cast boiler and chassis
- powerful motor with flywheel coasting action
- traction tires
- operating headlight
- operating rear coupler
- operating smoke unit
- *True Blast II*® digital whistle and bell



**BALTIMORE & OHIO® #1357**  
Item No. 40607



**SOUTHERN PACIFIC™ #2374**  
Item No. 40608

## GG-1 SCALE ELECTRIC


Navigates O-42 curves • Length 20.25" • Height 4"

Suggested price: \$699.95 each

The pride of Pennsylvania's Electric Fleet! There's no mistaking a GG-1 for any other locomotive. Equipped with our exclusive *True Blast® Plus* sound package, this GG-1 sounds as good as it looks.

### Features include:

- *True Blast® Plus* 16-bit polyphonic sound including electric locomotive sounds, horn, and bell
- 6 wheel power trucks with traction tires
- powered by dual motors with flywheel coasting action
- all metal gears
- electronic 6-amp reverse board with directional lock-out
- durable ABS plastic shell
- die-cast trucks, truck sides, and pilots
- dual headlights
- twin operating pantographs
- add-on stamped metal ladders
- add-on grabrails and window bars



**PENNSYLVANIA RAILROAD #4885**  
**BRUNSWICK GREEN SINGLE STRIPE**  
Item No. 41852



**PENNSYLVANIA RAILROAD #4866**  
**"CONGRESSIONAL" - SILVER with SINGLE RED STRIPE**  
Item No. 41853



## EMD F59PHI LOCOMOTIVE

Navigates O-31 curves • Length 15.75" • Width 2.5" • Height 3.875"

Suggested price: \$529.95 each

The EMD F59PHI is a diesel-electric locomotive still hard at work on passenger trains in the United States and Canada. It was first built in 1994 by General Motors' Electro-Motive Division (EMD) and later by EMD's successor company, Electro-Motive Diesel. With its sleek streamlined design and distinctive detailing, our F59PHI is the perfect addition to your modern passenger railroad.

### Features include:

- True Blast® Plus 16-bit polyphonic sound including prime mover, horn, and bell
- dual vertical motors with flywheels
- headlights with prototypical directional lighting
- operating ditch lights
- 8-wheel drive with traction tires
- die-cast trucks, fuel tank, pilot, and wheels
- operating die-cast metal couplers
- illuminated number boards and marker lights
- roof vent detail and lift rings
- etched brass screens on sides
- separate fan covers with freely rotating fans
- separate metal steps
- rear platform detail
- fully-sprung opening cab doors
- two engineer figures
- separate windshield wipers
- metal chassis



AMTRAK®  
PACIFIC SURFLINER® #459  
Item No. 23401



AMTRAK CALIFORNIA<sup>SM</sup> #2001  
Item No. 23402

OFFICIAL  
LICENSEE

of

AMTRAK®



AMTRAK CASCADES® #470  
Item No. 23403

# DIESEL LOCOMOTIVES

**Williams**  
HAGIMANN

## GE DASH 9 SCALE DIESEL

Navigates O-31 curves • Length 17.75" • Height 3.875"

Suggested price: \$499.95 each



C44-9W was General Electric's official designation of this locomotive, but it is commonly referred to as the Dash 9. Available in five Norfolk Southern heritage paint schemes, it is equipped with our exclusive *True Blast® Plus* sound package and added details such as windshield wipers.

### Features include:

- *True Blast® Plus* 16-bit polyphonic sound including prime mover, horn, and bell
- windshield wipers and upgraded window tooling
- 6 wheel power trucks with traction tires
- powered by dual motors with flywheel coasting action
- all metal gears
- electronic 6-amp reverse board with directional lock-out
- durable ABS plastic shell
- die-cast trucks, truck sides, and pilots
- dual headlights
- sturdy stamped metal handrails



**CENTRAL OF GEORGIA #8101**  
Item No. 20430



**SOUTHERN #8099**  
Item No. 20431



**LEHIGH VALLEY #8104**  
Item No. 20432



**PENNSYLVANIA RAILROAD #8102**  
Item No. 20433



**NICKEL PLATE #8100**  
Item No. 20434

## GENERAL MOTORS GP38 SCALE DIESEL

Navigates O-27 curves • Length 14" • Height 4"

Suggested price: \$429.95 each



The 2,000-HP GP38 was introduced in 1966 to satisfy railroads' need for an intermediate-horsepower road switcher. The GP38 and later GP38-2 models were both extremely successful, with a combined total of 3,000 units sold.

### Features include:

- 4 wheel power trucks with traction tires
- powered by dual motors
- flywheel coasting action
- all metal gears
- metal wheels
- electronic 6-amp reverse board with directional lock-out
- *True Blast® Plus* 16-bit polyphonic sound including prime mover, horn, and bell
- durable ABS plastic shell
- die-cast trucks, truck sides, pilots, and fuel tank
- die-cast operating couplers
- dual headlights
- sturdy stamped metal handrails



UNION PACIFIC® #2019  
Item No. 21222



CANADIAN NATIONAL #4700  
Item No. 21224



SANTA FE #2372  
Item No. 21225

## AMERICAN LOCOMOTIVE COMPANY POWERED FA-1/DUMMY FB-1 SCALE DIESEL SET

Navigates O-27 curves • AB Length 27.25" • Height 4"

Suggested price: \$599.95 each set



Struggling to compete with GM's dominance, Alco introduced its first diesel locomotive, the FA-1, in 1945. Alco realized that there was a tremendous demand to satisfy from the railroads phasing out steam power. The unit was designed as a dual purpose locomotive suitable for freight and passenger service. Alco produced almost 700 units from 1945 - 1950 for railroads all over the country.

### Features include:

- 4 wheel power trucks with traction tires
- dual motors
- flywheel coasting action
- all metal gears
- electronic 6-amp reverse board with directional lock-out
- True Blast® Plus 16-bit polyphonic sound including prime mover, horn, and bell
- molded windows
- separately applied windshield wipers
- durable ABS plastic shell
- die-cast trucks, truck sides, and pilots
- 20 individually installed grabrails
- front headlights
- etched metal grilles covering side vents and roof fan
- die-cast operating front couplers



**UNION PACIFIC®**  
**POWERED FA-1 #1501 / DUMMY FB-1 #1525 SET**  
Item No. 23201



**CANADIAN PACIFIC**  
**POWERED FA-1 #4001 / DUMMY FB-1 #4403 SET**  
Item No. 23202



**GULF MOBILE & OHIO**  
**POWERED FA-1 #728 / DUMMY FB-1 #B4 SET**  
Item No. 23203



**ERIE**  
**POWERED FA-1 #725 / DUMMY FB-1 #725 SET**  
Item No. 23204

## GE 70-TON SCALE DIESEL LOCOMOTIVE

Navigates O-27 curves • Length 10.5" • Height 3.5"

Suggested price: \$429.95 each

The GE 70-Ton Diesel was promoted as "middleweight power with a heavyweight punch." It was an economical and efficient choice for branchlines and short lines in the late 1940s/early 1950s that wanted a lighter engine than the typical 100- or 120-ton switcher. Featuring *True Blast® Plus* and dual motors, each with flywheel, our O Gauge model packs its own punch to handle all your switching duties.

### Features include:

- *True Blast® Plus* 16-bit polyphonic sound including prime mover, horn, and bell
- die-cast frame
- die-cast trucks
- dual motors, each with flywheel
- prototypical scale dimensions
- electronic reverse board with directional lock-out
- LED lighting
- engineer and brakeman figures
- flush-mounted windshield with separate wipers



**SOUTHERN PACIFIC™ #5114**  
Item No. 23501



**CANADIAN NATIONAL #30**  
Item No. 23502



**TROPICANA #98**  
Item No. 23503



**RUTLAND #500**  
Item No. 23504

# DIESEL LOCOMOTIVES



## NW-2 SCALE DIESEL

Navigates O-27 curves • Length 12" • Height 4"

Suggested price: \$449.95 each



In 1939, GM's EMD division introduced two locomotives: the NW-2 and its smaller sibling, the SW-1. The NW-2 was equipped with a 1000-HP twelve-cylinder engine. It was GM's most popular switcher of all time, with over 1100 units sold. The last unit was manufactured in December 1949. Many railroads and shortlines have rebuilt these units due to their flexibility and reliability. Williams by Bachmann has equipped this dependable switcher with our exclusive *True Blast® Plus* sound package.

### Features include:

- *True Blast® Plus* 16-bit polyphonic sound including prime mover, horn, and bell
- 4 wheel trucks with traction tires
- powered by dual motors with flywheel coasting action
- all metal gears and wheels
- electronic 6-amp reverse board with directional lock-out
- durable ABS plastic shell
- die-cast trucks, truck sides, and frame
- dual headlights
- die-cast operating couplers
- wire handrails



BOSTON & MAINE #1206 - BLUE  
Item No. 21650



PENNSYLVANIA RAILROAD #9250  
Item No. 21651



UNION PACIFIC® #1011 - BLACK  
Item No. 21652



WESTERN PACIFIC™ #608  
Item No. 21653

## OPERATING LOG DUMP CAR

Navigates O-31 curves • Length 11.5" • Height 2.5"

Suggested price: \$159.95 each

### Features include:

- bin lifts and dumps logs
- operates on all O Gauge track
- requires O-27 Uncoupling Section (Item No. 00207), O Gauge Uncoupling Section (Item No. 00217), or our Operating Car Remote Control (Item No. 47999)
- also operates on uncoupling track from other manufacturers

- fast angle wheels
- all metal trucks
- die-cast sideframes and operating couplers



See Accessories section for operating remote controller.



**PICKERING LUMBER COMPANY**  
Item No. 47926



**WEST SIDE LUMBER COMPANY**  
Item No. 47927



**YELLOW PINE LUMBER COMPANY**  
Item No. 47928



**LITTLE RIVER LOGGING COMPANY**  
Item No. 47929

## OPERATING COAL DUMP CAR

Navigates O-31 curves • Length 11.5" • Height 2.5"

Suggested price: \$159.95 each

### Features include:

- bin lifts and dumps coal
- operates on all O Gauge track
- requires O-27 Uncoupling Section (Item No. 00207), O Gauge Uncoupling Section (Item No. 00217), or our Operating Car Remote Control (Item No. 47999)
- also operates on uncoupling track from other manufacturers
- fast angle wheels
- all metal trucks
- die-cast sideframes and operating couplers



See Accessories section for operating remote controller.

## OPERATING FREIGHT CARS

**Williams**  
HATCHMAN

### OPERATING BOXCAR

Navigates O-27 curves • Length 11.5" • Height 2.5"

Suggested price: \$159.95 each

#### *Features include:*

- door opens and man throws boxes from car when action is activated by O-27 Uncoupling Track (Item No. 00207), O Gauge Uncoupling Track (Item No. 00217), or our Operating Car Remote Control (Item No. 47999)
- also operates on uncoupling track from other manufacturers
- fast angle wheels
- all metal trucks
- die-cast sideframes and operating couplers



*See Accessories section for operating remote controller.*



**NEW YORK CENTRAL**  
Item No. 47976



**SANTA FE**  
Item No. 47977



**MILWAUKEE ROAD**  
Item No. 47978



**SOUTHERN**  
Item No. 47979

### OPERATING COAL DUMP CAR *(continued)*



**CP RAIL**  
Item No. 47951



**DM & IR**  
Item No. 47952



**LEHIGH & NEW ENGLAND**  
Item No. 47953

**W15**

**O Gauge Trains for Three Rail Track**

## QUAD HOPPER CAR

Navigates O-27 curves • Length 10" • Height 3.5"

Suggested price: \$79.95 each

### Features include:

- durable ABS plastic shell
- die-cast trucks
- metal wheels
- operating couplers
- prototypical graphics
- metal brake wheel
- includes coal load and lid roof



**SANTA FE #310137**  
Item No. 47612



**PENNSYLVANIA POWER & LIGHT #286**  
Item No. 47628



**BALTIMORE & OHIO® #661320**  
Item No. 47629

## 55-TON 2-BAY USRA OUTSIDE BRACED HOPPER with REMOVABLE COAL LOAD

Navigates O-27 curves • Length 9" • Height 3.25"

Suggested price: \$79.95 each

### Features include:

- durable ABS plastic shell
- die-cast trucks
- metal wheels
- operating couplers
- prototypical graphics



**NICKEL PLATE ROAD**  
Item No. 48206



**BURLINGTON**  
Item No. 48207



**WADDELL COAL**  
Item No. 48208

## FREIGHT CARS



### 70-TON ORE CAR

Navigates O-27 curves • Length 7.25" • Height 3.25"

Suggested price: \$76.95 each

#### *Features include:*

- die-cast metal trucks
- all metal operating couplers
- removable ore load



DULUTH, MISSABE & IRON RANGE RAILWAY  
Item No. 48501



BESSEMER & LAKE ERIE RAILROAD  
Item No. 48502



CP RAIL  
Item No. 48503



MILWAUKEE ROAD  
Item No. 48504

### GONDOLA with BARRELS

Navigates O-27 curves • Length 10" • Height 2"

Suggested price: \$69.95 each

#### *Features include:*

- durable ABS plastic shell
- die-cast trucks
- metal wheels
- operating couplers
- prototypical graphics
- includes 6 wooden barrels



*Six wooden barrels included*



CANADIAN NATIONAL  
Item No. 47209

## 40' SCALE BOXCAR

Navigates O-27 curves • Length 10" • Height 3.5"

Suggested price: \$76.95 each

### *Features include:*

- durable ABS plastic shell
- die-cast trucks
- metal wheels
- operating couplers
- prototypical graphics
- metal floor, door guides, and brake wheel



**SOO LINE**  
Item No. 47025



**MISSOURI PACIFIC™ "HERBIE"**  
Item No. 47078



**LEHIGH VALLEY**  
Item No. 47081



Have a question? You can "Ask the Bach Man" on our message board at [www.bachmanntrains.com!](http://www.bachmanntrains.com!)

## FREIGHT CARS

**Williams**  
FACSIMILES

### 40' SCALE REFRIGERATOR CAR

Navigates O-27 curves • Length 10" • Height 3.5"

Suggested price: \$76.95 each

#### *Features include:*

- durable ABS plastic shell
- die-cast trucks
- metal wheels
- operating couplers
- prototypical graphics
- metal floor and brake wheel



**BERKSHIRE BREWING COMPANY**  
Item No. 47463



**AMHERST BREWING COMPANY**  
Item No. 47464



**MARIPOSA APPLES**  
Item No. 47466



**GOLDEN EAGLE ORANGES**  
Item No. 47467



# FREIGHT CARS

## FRONT RUNNER INTERMODAL CAR with TRAILER

Navigates O-42 curves • Car length 15"; Car height 4.75" with trailer, 2" high without trailer

Suggested price: \$139.95 each

In the late 1950s, the intermodal car changed the way railways transported freight by piggybacking trailers on railcars. Our model is based on a lightweight Front Runner Intermodal Car. It was able to carry a fully loaded 40' to 48' trailer due to its single-spine construction. This realistically detailed Front Runner with removable Trailer is ready to deliver product straight from the rails to the road.

*Features include:*

- die-cast body with plastic detail parts
- die-cast operating trucks
- removable trailer with operating door
- operating couplers



**FRONT RUNNER**  
**with UNION PACIFIC® TRAILER**  
Item No. 48401



**FRONT RUNNER**  
**with CONRAIL TRAILER**  
Item No. 48402



**FRONT RUNNER**  
**with SANTA FE TRAILER**  
Item No. 48404

## FREIGHT CARS

**Williams**  
HATCHMAN

### 3-DOME TANK CAR

Navigates O-27 curves • Length 10" • Height 3.5"

Suggested price: \$69.95 each

#### *Features include:*

- durable ABS plastic shell
- die-cast trucks
- metal wheels
- operating couplers
- prototypical graphics



**CHEMCELL**

Item No. 47118

**COOK PAINT & VARNISH CO.**

Item No. 47119

### N5c PORTHOLE CABOOSE

Navigates O-27 curves • Length 8.5" • Height 3.5"

Suggested price: \$89.95 each

#### *Features include:*

- durable ABS plastic shell
- die-cast operating couplers
- needle point axles
- interior lighting



**CONRAIL**

Item No. 47708



**PENN CENTRAL**

Item No. 47717



**NEW HAVEN**

Item No. 47714

## O Gauge *E-Z Track*®

Bachmann's exclusive *E-Z Track*® has long been one of the world's most popular track systems in HO and N scale because it makes set-up quick, easy and fun! Just snap it together on floors, tables, and carpets. This O Gauge version features tin-plated steel track and gray roadbed. You can use the Transition Track (Item No. 00283) to connect to our or other manufacturers' O Gauge track to expand your current layout.



**10" STRAIGHT**  
(4 per card)

Item No. 00280 • Suggested price: \$29.95



**36" DIAMETER CURVED**  
(4 per card; 12 pieces make a circle)

Item No. 00281 • Suggested price: \$29.95



**TRANSITION TRACK**

(Connects to O Gauge Track Items 00211, 00212,  
and 00221; 1 per card)

Item No. 00283 • Suggested price: \$12.95



**10" STRAIGHT - BULK**  
(24 pieces per carton)

Item No. 00284 • Suggested price: \$159.95



**36" DIAMETER CURVED - BULK**  
(24 pieces per carton)

Item No. 00285 • Suggested price: \$159.95

## Tubular Steel Track

.27" rail height, .15" tie height, .43" total height



**O-27 PROFILE 27" DIAMETER CURVED TRACK  
BULK**

(50 pieces per box)

Item No. 00202 • Suggested price: \$179.95



## O SCALE WAREHOUSE

(with motorized doors; 12VDC power supply required for operation)

Item No. 39120 • Suggested price: \$315.00



## O SCALE PIZZA STAND with LIGHT AND ROTATING SIGN LASER-CUT KIT

(battery required [not included]; 12-16V,  
0.5-1 amp power supply required for light)

Item No. 39121 • Suggested price: \$79.00



## O SCALE JIMMY'S BURGER STAND with LIGHT AND ROTATING SIGN LASER-CUT KIT

(battery required [not included]; 12-16V,  
0.5-1 amp power supply required for light)

Item No. 39122 • Suggested price: \$79.00



## O SCALE DRAKE'S HARDWARE STORE with LIGHT AND ROTATING SIGN LASER-CUT KIT

(battery required [not included]; 12-16V,  
0.5-1 amp power supply required for light)

Item No. 39123 • Suggested price: \$94.00

*See additional O Gauge/O Scale products  
on the Proses pages of the Accessories section  
of this catalog.*

## OPERATING CAR REMOTE CONTROL

Item No. 47999 • Suggested price: \$69.95

Wirelessly control up  
to 24 of our Operating  
Cars (Log Dump, Coal  
Dump, or Boxcar)  
anywhere on your  
layout. Requires 9 volt  
battery (not included).



## SMOKE FLUID (4.5 fl oz)

Item No. 00251

Suggested price: \$16.00



## RAIL & ROAD TRACK CLEANER (6 fl oz)

Item No. 99992

Suggested price: \$16.00






# ACCESSORIES

## POWER UPGRADE KIT

Item No. 00242 • Suggested price: \$219.95

- easily convert your dummy units into powered units
- comes with simple self-install instructions
- no soldering required



## SIX WHEEL REAR BLIND UPGRADE KIT

### Compatible with:

- SD45
- DASH 9
- FM TrainMaster
- U33C
- SD90
- FP45
- EF-4 Rectifier

## REVERSE BOARD with LOCKOUT

Item No. 00249 • Suggested price: \$79.95

- 6 amp
- electronic sequence reversing unit for all locomotives
- directional lockout switch
- board dimensions:  
3" L x 1½" W x 1¼" H
- lead included to power single- or double-motored locomotives
- can be mounted flat or upright on chassis




*Installation instructions included.*

## TRUE BLAST® PLUS SOUND SYSTEMS

Suggested price: \$109.95 each

You can add realistic sounds to older Williams™ locomotives with these *True Blast® Plus* sound systems.



### ALCO FA TRUE BLAST® PLUS

Alco 244 prime mover with Wabco E2 horn and Alco bell.  
Item No. 00255

### GENESIS TRUE BLAST® PLUS

GE 7FDL16 prime mover with Nathan K5LA horn and modern GE bell.  
Item No. 00256

### GM GP38 TRUE BLAST® PLUS

EMD 645 (non-turbo) prime mover with Leslie S3L horn and bell.  
Item No. 00257

### GE 44-TON TRUE BLAST® PLUS

Caterpillar D17000 prime mover with Wabco E2 horn and bell.  
Item No. 00258

### GE DASH 9 TRUE BLAST® PLUS

GE 7FDL16 prime mover with Nathan K3LA horn and modern GE bell.  
Item No. 00259