



# 40ft Flat Car with Plane

HO

## Rio Grande\*



ATH96448 DRGW #23030  
ATH96449 DRGW #23077

Era: Late 1960s+


## Union Pacific\*



ATH96450 UP #50595  
ATH96451 UP #54117

Era: Late 1960s+


## Baltimore & Ohio



ATH96452 BO #7007  
ATH96453 BO #7012

Era: Late 1960s+


## Air Force



ATH96454 DODX #7003  
ATH96455 DODX #7017

Era: Late 1960s+


## Navy



ATH96456 DODX #7011  
ATH96457 DODX #7031

Era: Late 1960s+

## Marines



ATH96458 DODX #7023  
ATH96459 DODX #7035

Era: Late 1960s+

### MODEL FEATURES:

- Separately applied brake wheel
- Each Flat car and plane have unique numbers
- Removable plane loads feature spinning propellers, detachable wings, and colorful artwork
- Machined metal wheels with RP25 contours
- Weighted for optimum performance
- Body-mounted McHenry® operating scale knuckle couplers
- Highly-detailed, injection-molded body
- Decorated models fully-assembled and ready to run out of the box
- Minimum radius: 18"

### PROTOTYPE AND BACKGROUND INFO:

A flatcar is a piece of railroad rolling stock that consists of an open, flat deck on four wheels. The deck of the car can be wood or steel, and the sides of the deck can include pockets for stakes or tie-down points to secure loads.

Flatcars are used for loads that are too large or cumbersome to load in enclosed cars such as boxcars.

**\$46.99 INDIVIDUAL**

Orders Due: 05.27.22

ETA: June 2023



**VISIT** Your Local Retailer  
**CLICK** [Athearn.com](http://Athearn.com)  
**CALL** 1.800.338.4639

\* Union Pacific Licensed Product