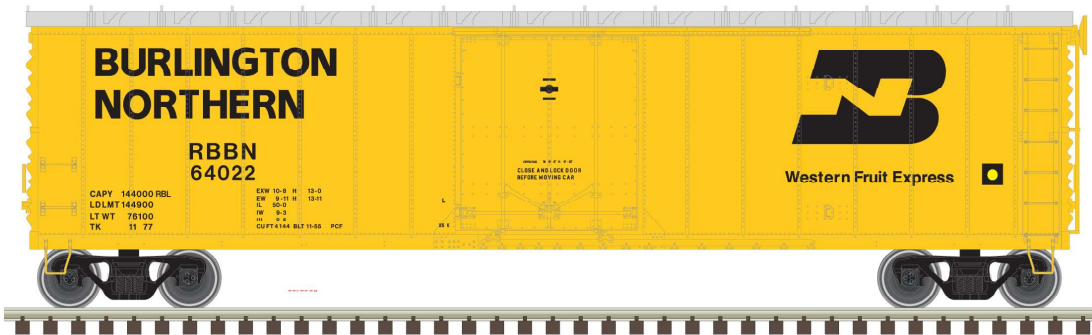


HO
SCALE

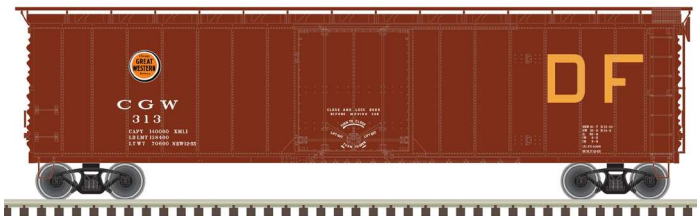
ATLAS MASTER® HO 50' PLUG DOOR BOX CAR

**ALL NEW
PAINT
SCHEMES**

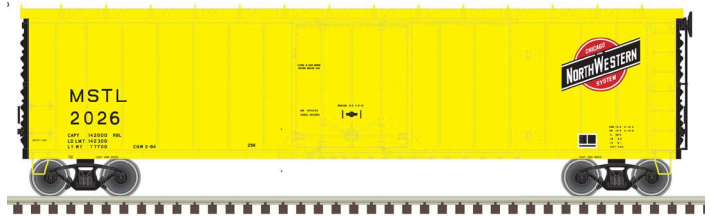
Product Info: <https://shop.atlasrr.com/d-679-summer-2022-ho-scale-pre-order.aspx>




Burlington Northern (RBBN)



Chicago Great Western



Chicago Northwestern (MSTL)



TPBX



Union Pacific



Pennsylvania



ATLAS MASTER® HO 50' PLUG DOOR BOX CAR

Product Info: <https://shop.atlasrr.com/d-679-summer-2022-ho-scale-pre-order.aspx>

ESTIMATED ARRIVAL: 2nd Quarter 2023 Arrival

| ORDER IN PIECES | ITEM | ROAD NAME | ROAD # | COLOR | MSRP / UNIT |
|-----------------------------|------------|-----------------------------|--------|------------------|----------------|
| | 20 001 363 | Undecorated | | | \$33.95 |
| NEW PAINT SCHEMES | | | | | |
| | 20 007 018 | Burlington Northern (RBBN) | 64022 | Yellow/Black | \$39.95 |
| | 20 007 019 | Burlington Northern (RBBN) | 64125 | Yellow/Black | \$39.95 |
| | 20 007 020 | Burlington Northern (RBBN) | 64175 | Yellow/Black | \$39.95 |
| | 20 007 021 | Chicago Great Western | 313 | Brown/Black | \$39.95 |
| | 20 007 022 | Chicago Great Western | 327 | Brown/Black | \$39.95 |
| | 20 007 023 | Chicago Great Western | 341 | Brown/Black | \$39.95 |
| | 20 007 024 | Chicago Northwestern (MSTL) | 2004 | Yellow/Black/Red | \$39.95 |
| | 20 007 025 | Chicago Northwestern (MSTL) | 2024 | Yellow/Black/Red | \$39.95 |
| | 20 007 026 | Chicago Northwestern (MSTL) | 2026 | Yellow/Black/Red | \$39.95 |
| | 20 007 027 | TPBX | 54024 | Orange/Brown | \$39.95 |
| | 20 007 028 | TPBX | 54044 | Orange/Brown | \$39.95 |
| | 20 007 029 | TPBX | 54052 | Orange/Brown | \$39.95 |
| | 20 007 030 | Union Pacific | 499127 | Yellow/Silver | \$39.95 |
| | 20 007 031 | Union Pacific | 499194 | Yellow/Silver | \$39.95 |
| | 20 007 032 | Union Pacific | 499233 | Yellow/Silver | \$39.95 |
| | 20 007 033 | Pennsylvania | 21021 | Brown/White | \$39.95 |
| | 20 007 034 | Pennsylvania | 21239 | Brown/White | \$39.95 |
| | 20 007 035 | Pennsylvania | 21290 | Brown/White | \$39.95 |
| TOTAL PIECES ORDERED | | | | | |

Starting in the mid 1950's the AAR design was adapted to create a plug door, insulated boxcar. These cars could be used to carry food products or other perishable commodities where temperature control was important but where refrigeration was not required. Typically these cars had 8/8 panel riveted sides, a roughly eight foot door opening (there were some variations of an inch or two) straight side sills and overhanging diagonal panel roofs. These cars were built for roads nationwide and painted in fairly colorful paint schemes.

Features:

- Highly detailed, ready-to-run model with accurate painting and printing
- Late improved Dreadnaught ends
- Overhanging diagonal panel roof with or without roofwalk as per the prototype
- Straight-side sill body design
- 8/8 panel, riveted sides
- Highly detailed underframe
- Separately-applied ladders, grab irons and latch bars
- Blackened metal wheels
- AccuMate® couplers

AccuMate® couplers are made under license from AccuRail, Inc.