

N
SCALE

**NEW
PAINT
SCHEMES**

ATLAS MASTER® N NE-6 CABOOSE

**NEW
ROAD
NUMBERS**


Product Info: <https://shop.atlasrr.com/d-680-summer-2022-n-scale-pre-orders.aspx>



Chicago, West Pullman and Southern




Monongahela




Morristown and Erie (red roof)



New Haven



New Haven (Alpert Scheme)



Pittsburg and Shawmut (Shawmut Lines)



Nickel Plate Road



Susquehanna



PRE-ORDER ANNOUNCEMENTS - SUMMER 2022

GUARANTEED PRE-ORDER DUE DATE: WEDNESDAY AUGUST 17TH 2022



ATLAS MASTER® N NE-6 CABOOSE

Product Info: <https://shop.atlasrr.com/d-680-summer-2022-n-scale-pre-orders.aspx>

ESTIMATED ARRIVAL: 2nd Quarter 2023 Arrival

ORDER IN PIECES	ITEM	ROAD NAME	ROAD #	COLOR	MSRP / UNIT
	50 002 503	Undecorated NH Style			\$23.95
	50 002 504	Undecorated NKP Style			\$23.95
NEW PAINT SCHEMES					
	50 006 316	Chicago, West Pullman and Southern	207	Red/Black	\$33.95
	50 006 317	Monongahela	64	Red/White/Black	\$33.95
	50 006 318	Monongahela	71	Red/White/Black	\$33.95
	50 006 319	Morristown and Erie (red roof)	4	Red/White/Yellow	\$33.95
	50 006 320	New Haven	664	Red/White	\$33.95
	50 006 321	New Haven (Alpert Scheme)	667	Red/White	\$33.95
	50 006 322	New Haven (Alpert Scheme)	702	Red/White	\$33.95
	50 006 323	Pittsburg and Shawmut (Shawmut Lines)	193	Red/White/Black	\$33.95
	50 006 324	Pittsburg and Shawmut (Shawmut Lines)	194	Red/White/Black	\$33.95
	50 006 325	Nickel Plate Road	719	Red/White/Black	\$33.95
	50 006 326	Nickel Plate Road	760	Red/White/Black	\$33.95
NEW ROAD NUMBERS					
	50 006 327	Susquehanna	116	Red/Yellow	\$33.95
	50 006 328	Susquehanna	117	Red/Yellow	\$33.95
TOTAL PIECES ORDERED					

This Atlas N scale model is based upon a standard caboose design of the International Car Company of Kenton, Ohio that was used in the 1940s. It is typically associated with the New Haven Railroad but this body style was in fact used by other rail lines as well. The cabooses showed real longevity and were found in operation well into the diesel era.

Features:

- Ready-to-run
- Finely detailed end rails, smokestack and ladders
- Brake line detail
- Weighted chassis
- Friction-bearing or roller-bearing caboose trucks as appropriate
- Factory-equipped with AccuMate® couplers
- Accurate painting and printing
- Railroad specific features