




EMD SD45T-2 Diesel Locomotive

HO

Union Pacific*



Era: Early 2000s+

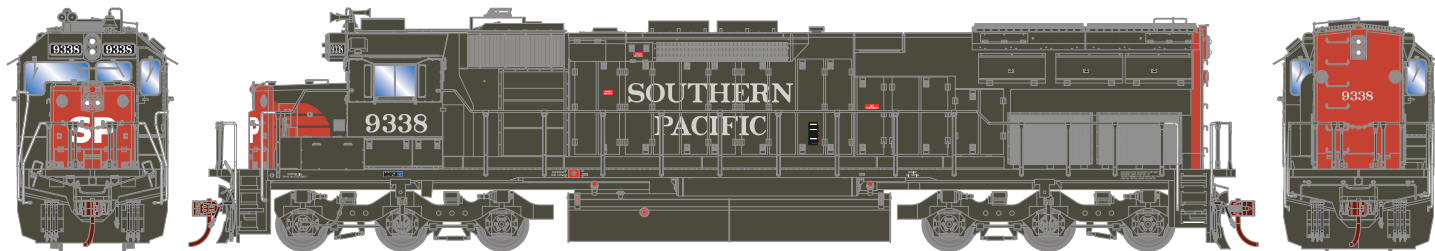
	DCC Ready	with Sound
UP #4819	ATH86867	ATH86967
UP #4825	ATH86868	ATH86968

UP FEATURES:

- Nose headlight
- Roof A/C
- Pilot-mounted ditch lights
- Small front anticlimber
- Modified "L" window cab
- Nathan P-3 Horn
- Large front plow

After UP purchased the SP in 1996, they inherited older SP power that still had some life left. Receiving a fresh coat of paint, a few soldiered on for a few years after the merger earning revenue for their new owner.

Southern Pacific*



Era: 1974+

	DCC Ready	with Sound
SP #9338	ATH86869	ATH86969
SP #9340	ATH86870	ATH86970
SP #9357	ATH86871	ATH86971

SP FEATURES:

- Full SP front headlight package w/ cab gyalight (Operates in DCC mode)
- "L" window cab
- Nathan P-3 Horn
- Large front anticlimber
- Roof A/C and bell
- Large front and rear plow

To help combat locomotives overheating in tunnels, SP and EMD developed the SD40T-2 and SD45T-2 models. The "T" (or Tunnel) refers to the modified design of moving the air intake lower near the rear end walkway to bring in cooler air and thus reducing engine overheating in tunnels. With the success of the EMD SD45, SP ordered the SD45T-2, needing the higher HP to help move heavy freight over the steep grades of Donner and Tehachapi. SP was pleased with the results and ordered over 200 units from 1972 to 1975 becoming part of the backbone of their locomotive fleet.

\$169.99 w/o SOUND | \$239.99 w/ Econami™ SOUND

Orders Due: 12.23.22
ETA: January 2024




VISIT Your Local Retailer
CLICK Athearn.com
CALL 1.800.338.4639

* Union Pacific Licensed Product



Southern Pacific* - "Speed Lettering"



Era: Mid 1990s+


	DCC Ready	with Sound
SP #9335	ATH86872	ATH86972
SP #9343	ATH86873	ATH86973
SP #9402	ATH86874	ATH86974

SP FEATURES:

- Nose headlight
- Roof A/C and bell
- Walkway mounted ditch lights
- Large front anticlimber
- Modified "L" window cab
- Nathan P-3 Horn on long hood
- Large front plow

As these units were ran hard in service since their initial debut, many were repainted into SP's then-new Speed Lettering scheme of the 1990's. By this time, the units had lost their SP lighting features in favor of the addition of front ditch lights. Other changes included moving the horn to the long hood and modifying the "L" cab windows.

Canadian National



Era: 2000's+

	DCC Ready	with Sound
CN #405	ATH86875	ATH86975
CN #406	ATH86876	ATH86976
CN #408	ATH86877	ATH86977

CN FEATURES:

- Nose headlight
- Roof A/C
- Walkway mounted ditch lights
- Modified "L" window cab
- 5-chime Horn on long hood
- Small front anticlimber

Far from their initial stomping grounds, CN inherited a small batch of ex-SP rebuilt SD45T-2's from Duluth Missabe & Iron Range. They were used in iron ore service to help replace their fleet of SD9's and SD18's.

\$169.99 w/o SOUND | \$239.99 w/ Econami™ SOUND

Orders Due: 12.23.22
ETA: January 2024



VISIT Your Local Retailer
 CLICK Athearn.com
 CALL 1.800.338.4639

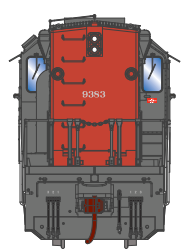
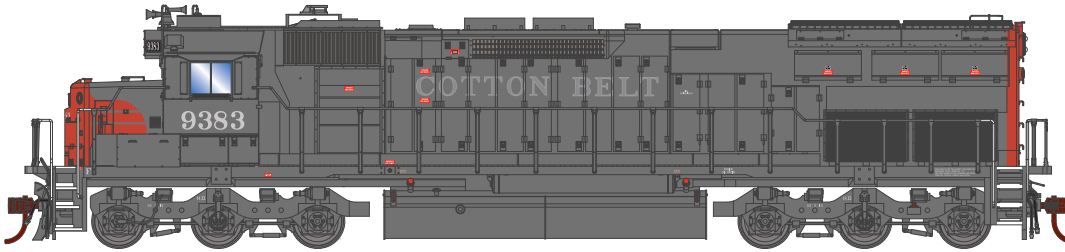
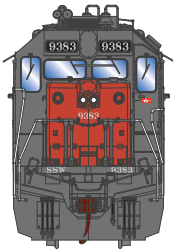
* Union Pacific Licensed Product



EMD SD45T-2 Diesel Locomotive

HO

Cotton Belt*



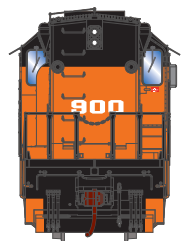
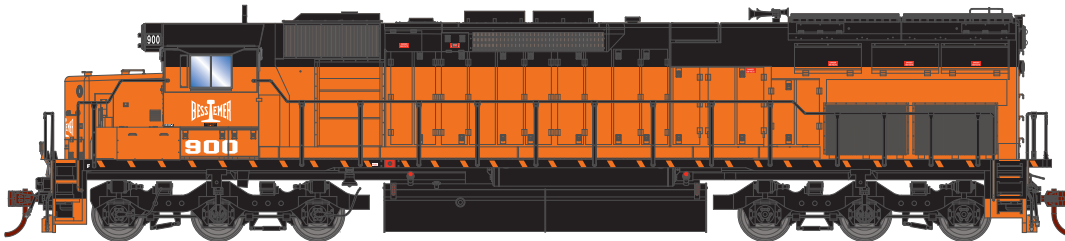
Era: Late 1980s+

	DCC Ready	with Sound
SSW #9383	ATH86878	ATH86978
SSW #9395	ATH86879	ATH86979
SSW #9403	ATH86880	ATH86980

- SSW FEATURES:**
- Nose headlight
 - Roof A/C
 - Large front plow
 - Faded colors
 - Modified "L" window cab
 - Nathan P-3 Horn
 - Large front anticlimber

SP's subsidiary Cotton Belt, ordered a small batch of SD45T-2's for service all over the system. By the late 1980's, their original paint was starting to fade showing the signs of hard service. To help reduce maintenance costs, the SP-ordered gyra lights were removed and a modified "L" window was installed.

Bessemer & Lake Erie



Era: 2000s+

	DCC Ready	with Sound
BLE #900	ATH86881	ATH86981
BLE #902	ATH86882	ATH86982
BLE #905	ATH86883	ATH86983

- BLE FEATURES:**
- Cab headlight with upper gyalight (Operates in DCC mode)-unique to BLE
 - Standard window cab
 - Pilot mounted front ditch lights
 - Leslie 3-chime Horn on long hood
 - Small front anticlimber

In the early 2000's, BLE went on the used locomotive market looking for heavy and reliable motive power. They purchased 11 former SP/SSW SD45T-2's designating them as SD40-3's. These units were rebuilt with the removal of the SP nose headlight, "L" window cab, and large front plow. Additions included front ditch lights, a unique BLE-style cab headlight with upper gyra light and lower standard headlight, MU catches on the front pilot, and the horn being moved to the long hood.

PRIMED FOR GRIME \$179.99 w/o SOUND | \$249.99 w/ Econami™ SOUND
 \$169.99 w/o SOUND | \$239.99 w/ Econami™ SOUND

Orders Due: 12.23.22
 ETA: January 2024



VISIT Your Local Retailer
CLICK Athearn.com
CALL 1.800.338.4639

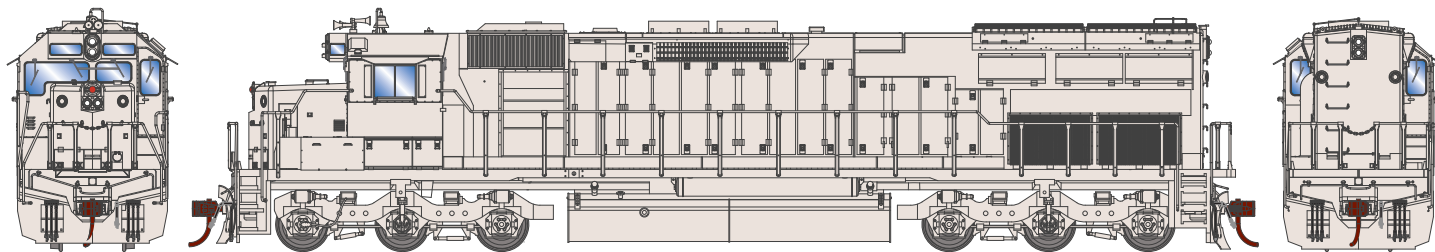
* Union Pacific Licensed Product



EMD SD45T-2 Diesel Locomotive

HO

Undecorated



Undecorated

DCC Ready
ATH86884

with Sound
ATH86984

FEATURES:

- Details included to represent SP class 9209-9260
- SP front headlight package
- "L" window cab
- Extra detail parts in poly bag
- Ready for your paint and customization
- Great start for freelance modelers!

\$169.99 w/o SOUND | \$239.99 w/  SOUND

Orders Due: 12.23.22
ETA: January 2024



 **VISIT** Your Local Retailer
 **CLICK** Athearn.com
 **CALL** 1.800.338.4639



All Road Names

SOUND-EQUIPPED MODELS ALSO FEATURE

- Onboard DCC decoder with SoundTraxx Econami sound
- Sound units operate in both DC and DCC
- Full DCC functions available when operated in DCC mode
- Engine, horn, and bell sounds work in DC
- All functions NMRA compatible in DCC mode
- Excellent Slow speed control
- Effect lighting (if applicable) using F5 and/or F6
- Program a multiple unit (MU) lashup with lead unit only horn, bell, and lights
- Many functions can be altered via Configuration Value (CV) changes

PROTOTYPE SPECIFIC INFORMATION

The SD45T-2 is a six-axle diesel electric locomotive built by General Motor's Electro-Motive Division having a 20-cylinder 645-series diesel engine producing 3600 horsepower. Over 200 examples were produced between 1972 and 1975. This locomotive including the SD40T-2 were nick-named "Tunnel Motors" due to the rear cool air intake lowered to just above the walkway at the rear of the locomotive. This helped provide cooler air into the locomotive's radiator cooling system and ultimately reducing the chance of the engine overheating in tunnels.

SD45T-2 SERIES LOCOMOTIVE FEATURES:

- Fine scale handrails
- Photo-etched windshield wipers
- Separately applied air tanks
- LED Lighting
- HTC truck sideframes
- See-through cab windows
- Welded electrical cabinet air filter box
- All-wheel electrical pickup
- See-through dynamic brake fans
- Separately applied wire grab irons
- Rubber trainline and MU hoses with silver ends
- Standard late Dash-2 cab with or without "L" window per prototype
- See-through radiator grilles with new rear truck gearbox specific for the tunnel motor
- Speed recorder attached to appropriate axle per prototype (except undecorated)
- McHenry® operating scale knuckle couplers
- All-wheel drive with precision gears for smooth and quiet operation
- 5-pole motor with flywheels and multi-link drivetrain for trouble-free operation
- Chassis accepts Genesis motor retro fit kit for an even higher performance motor
- DCC Ready 21-pin NEM Quick Plug™ technology
- Nickel plated, blackened machined wheels
- Wheels with RP25 contours operate on all popular brands of track
- Highly-detailed, injection molded body
- Minimum radius: 18" — Recommended radius: 22"



PRIMED FOR GRIME MODELS FEATURE

- Duplicated look and feel of "In Service" equipment
- Faded base colors matched to the prototype
- Perfect starting point for adding grime and rust

PRIMED FOR GRIME \$179.99 w/o SOUND | \$249.99 w/ Econami™ SOUND

\$169.99 w/o SOUND | \$239.99 w/ Econami™ SOUND

Orders Due: 12.23.22

ETA: January 2024



VISIT Your Local Retailer
 CLICK Athearn.com
 CALL 1.800.338.4639