



PRE-ORDER ANNOUNCEMENTS - WINTER 2023




**GUARANTEED PRE-ORDER DUE DATE: WEDNESDAY MARCH 22<sup>ND</sup> 2023**



## ATLAS MASTER® N GSI 60' FLAT CAR

ALL NEW  
PAINT  
SCHEMES


Product Info: <https://shop.atlasrr.com/d-691-winter-2023-n-scale-preorders.aspx>




Burlington Northern



Illinois Central Gulf




Norfolk & Western



Northern Pacific



Pennsylvania



Union Pacific

Atlas Model Railroad Co., Inc. • 378 Florence Ave., Hillside, NJ 07205 • USA • ph: 908-687-0880 • fax: 908-687-8857 • [shop.atlasrr.com](https://shop.atlasrr.com)



## PRE-ORDER ANNOUNCEMENTS - WINTER 2023



**GUARANTEED PRE-ORDER DUE DATE: WEDNESDAY MARCH 22<sup>ND</sup> 2023**



### ATLAS MASTER® N GSI 60' FLAT CAR

**Product Info:** <https://shop.atlasrr.com/d-691-winter-2023-n-scale-preorders.aspx>

**ESTIMATED ARRIVAL: 1st Quarter 2024 Arrival**

ORDER IN PIECES	ITEM	ROAD NAME	ROAD #	COLOR	MSRP / UNIT
	50 003 922	Undecorated			\$26.95
<b>ALL NEW PAINT SCHEMES</b>					
	50 006 426	Burlington Northern	610190	Cascade Green	\$34.95
	50 006 427	Burlington Northern	610192	Cascade Green	\$34.95
	50 006 428	Burlington Northern	610200	Cascade Green	\$34.95
	50 006 429	Illinois Central Gulf	910300	Orange/Black	\$34.95
	50 006 430	Illinois Central Gulf	910321	Orange/Black	\$34.95
	50 006 431	Illinois Central Gulf	910335	Orange/Black	\$34.95
	50 006 432	Norfolk and Western	300455	Black/White	\$34.95
	50 006 433	Norfolk and Western	300547	Black/White	\$34.95
	50 006 434	Norfolk and Western	300549	Black/White	\$34.95
	50 006 435	Northern Pacific	66000	Black/White	\$34.95
	50 006 436	Northern Pacific	66004	Black/White	\$34.95
	50 006 437	Northern Pacific	66014	Black/White	\$34.95
	50 006 438	Pennsylvania	480356	Tuscan Red	\$34.95
	50 006 439	Pennsylvania	480367	Tuscan Red	\$34.95
	50 006 440	Pennsylvania	480371	Tuscan Red	\$34.95
	50 006 441	Union Pacific	54625	Yellow/Red/Black	\$34.95
	50 006 442	Union Pacific	54640	Yellow/Red/Black	\$34.95
	50 006 443	Union Pacific	54709	Yellow/Red/Black	\$34.95
<b>TOTAL PIECES ORDERED</b>					

Formed in 1928 by the Baldwin Locomotive Works, American Locomotive Company and American Steel Foundries, General Steel Castings (GSC) quickly became the primary producer of single piece locomotive beds, car frames and other large castings for the railroad industry following the acquisition of Commonwealth Steel in 1929. While Commonwealth Steel was already well established in the industry, the joining of forces with several of the large locomotive makers (along with Pullman and the eventual acquisition of St. Louis Car Co.) enabled GSC to become a leader in the design and engineering of railcars, such as the industry-standard 53'6" Commonwealth flatcar which remained in production from the early 1950s through the 70s. In 1961, GSC changed their name to General Steel Industries (GSI) as the company diversified from solely casting products but remained a force in the railroad industry until the late 70s.

In 1956, GSC introduced their 60' flatcar, which was purchased by many railroads, and these cars had very long service lives. Offered either as a complete car or as "kits" which could be further configured by the purchaser depending on the intended service, this car could be found hauling lumber, poles, wallboard, heavy or military equipment, and even railcar frames and aircraft parts. Many of these cars are still used in company service today hauling wrecks or in other MOW capacities.

#### Features

- Die-Cast Metal Frame
- Fine-Scale Detail
- Prototypical Ride Height
- 70-Ton ASF Ride Control Trucks with Low Profile 33" Metal Wheels
- Body-Mounted Brown Knuckle Couplers
- Accurate era-specific paint schemes