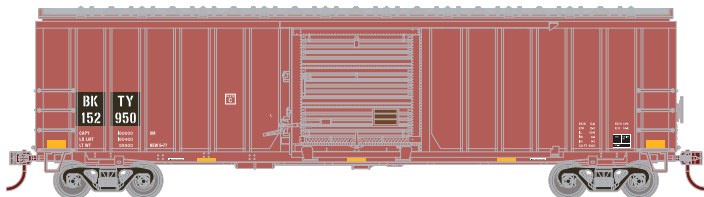




50ft ACF Outside Post Box Car

HO


Union Pacific*



Era: 2010s+

ATH-1218	BKTY #152950
ATH-1181	BKTY #152917 / 152942 / 152950
ATH-1127	BKTY #152953 / 152981 / 152991


Railbox



Era: 1995+

ATH-1162	RBOX #35898
ATH-1151	RBOX #36027 / 36066 / 36100
ATH-1050	RBOX #36111 / 36148 / 36226

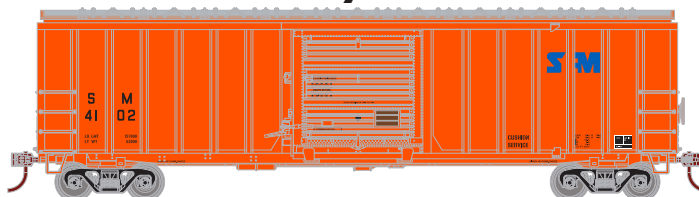
Santa Fe



Era: 1979+

ATH-1018	ATSF #15651
ATH-1147	ATSF #15670
ATH-1175	ATSF #15679

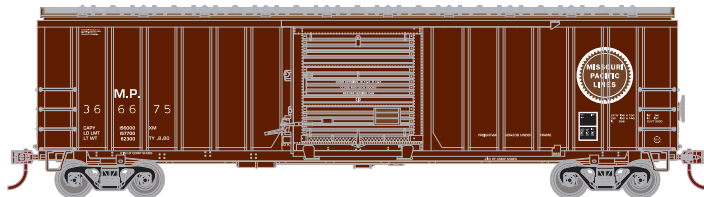
Saint Marys Railroad



Era: 1966+

ATH-1006	SM #4102
ATH-1119	SM #4128
ATH-1156	SM #4240

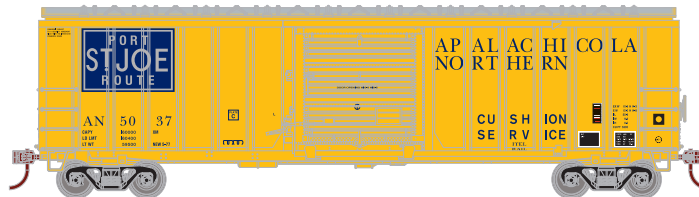
Missouri Pacific*



Era: 1980+

ATH-1140	MP #366675
ATH-1137	MP # 366777
ATH-1046	MP # 367085

Apalachicola Northern



Era: 1977+

ATH-1197	AN #5037
ATH-1063	AN #5089
ATH-1036	AN #5129

Family Lines System



Era: 1977+

ATH-1164	A&WP #51425
ATH-1076	A&WP #51459
ATH-1209	WA #5311

MODEL FEATURES:

- 70-ton Roller Bearing trucks
- Separately applied brake wheel
- Body mounted McHenry® operating scale knuckle couplers
- 33" machined metal wheels with RP25 contours
- Weighted for optimum performance
- Highly-detailed, injection-molded body
- Painted and printed for realistic decoration
- Minimum radius: 18"

\$34.99 INDIVIDUAL | \$87.99 3-PACK

Orders Due: 09.01.23
ETA: DECEMBER 2024



CLICK fastserve.horizonhobby.com
Athearn.com
CALL 1.800.535.5551