



Santa Fe



Era: 1979+

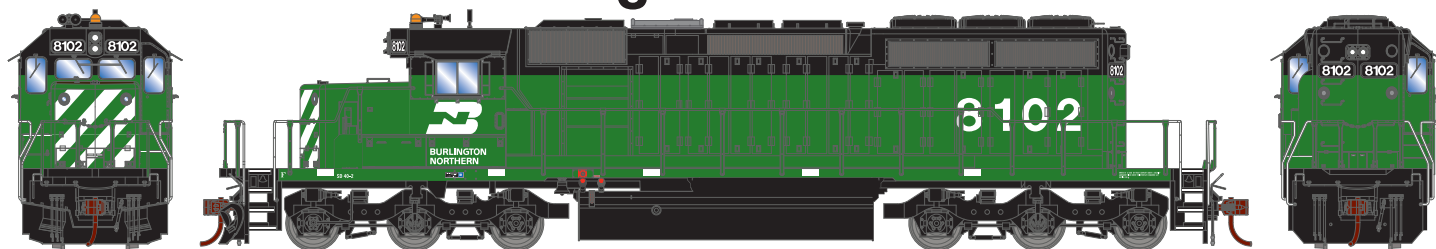
without Sound
 SD40-2, ATSF #5058 ATH-1240
 SD40-2, ATSF #5061 ATH-1229
 SD40-2, ATSF #5064 ATH-1227

with Sound
 ATH-1253
 ATH-1252
 ATH-1266

ATSF FEATURES:

- Mid-production body with corrugated grilles
- Newly-tooled 88" nose with unique Oscitrol flashing lights and red warning light (Effect in DCC)
- Small EMD front plow
- Cab A/C
- 4000 gallon fuel tank
- Leslie 3-chime horn
- Sinclair antenna on stand
- HTC sideframes

Burlington Northern



Era: 1980+

without Sound
 SD40-2, BN #8102 ATH-1236
 SD40-2, BN #8135 ATH-1234
 SD40-2, BN #8166 ATH-1231

with Sound
 ATH-1264
 ATH-1250
 ATH-1249

BN FEATURES:

- Late-producton body with corrugated grilles and Q fans
- Western-Cullen beacon (Effect in DCC)
- 88" nose with ratchet
- Leslie 3-chime horn
- Large exhaust silencer
- HTC sideframes
- Small EMD front plow
- Firecracker antenna
- 4000 gallon fuel tank

\$169.99 w/o SOUND | \$239.99 w/ Econami™ SOUND



Orders Due: 10.06.23
 ETA: JANUARY 2025




VISIT Your Local Retailer
CLICK Athearn.com
CALL 1.800.338.4639



EMD SD40-2 Diesel Locomotive

HO

Conrail



Era: 1977+

	without Sound	with Sound	CR FEATURES:
SD40-2, CR #6359	ATH-1230	ATH-1273	• Mid-production body with corrugated grilles
SD40-2, CR #6372	ATH-1224	ATH-1262	• 88" nose with brakewheel
SD40-2, CR #6397	ATH-1223	ATH-1261	• Leslie 3-chime horn
			• Flexicoil sideframes
			• Small weedcutter front plow
			• Sinclair antenna
			• 4000 gallon fuel tank

Kansas City Southern



Era: 1978+

	without Sound	with Sound	KCS FEATURES:
SD40-2, KCS #681	ATH-1237	ATH-1259	• Mid-production body with corrugated grilles
SD40-2, KCS #684	ATH-1235	ATH-1258	• Stratolite beacon (Effect in DCC)
			• Pointed front / rear rock plows
			• Leslie 5-chime horn
			• 4000 gallon fuel tank
			• 123" "snoot" nose with brakewheel
			• Firecracker antennas
			• HTC sideframes

\$169.99 w/o SOUND | \$239.99 w/ Econami™ SOUND

Orders Due: 10.06.23
ETA: JANUARY 2025




VISIT Your Local Retailer
CLICK Athearn.com
CALL 1.800.338.4639



EMD SD40-2 Diesel Locomotive

HO

Soo Line



Era: 1990 - 2005+

Era: 1974 -1982+

	without Sound	with Sound	SOO FEATURES:	
SD40-2, SOO #6609	ATH-1248	ATH-1257	• Firecracker antenna	• Xenon Strobe (effect in DCC)
SD40-2, SOO #6613	ATH-1233	ATH-1274	• Leslie 3-Chime horn	• HTC sideframes
SD40-2, SOO #781	ATH-1232	ATH-1256		

- #6609: Late-production body with corrugated grilles and Q fans, late production dynamic brakes, large exhaust silencer, 88" nose with brakewheel, front ditch lights, 3600 gallon fuel tank, Large front plow
- #6613: Late-production body with corrugated grilles and Q fans, late production dynamic brakes, large exhaust silencer, 88" nose with brakewheel, front ditch lights, 3600 gallon fuel tank, Large front plow
- #781: Early-production body with chickenwire grilles, Non- dynamic brakes, 81" nose with ratchet, 3200 gallon fuel tank, front plow

Union Pacific*



Era: Late 1970s-Mid 1980's

	without Sound	with Sound	UP FEATURES:	
SD40-2, UP #8068	ATH-1225	ATH-1263	• Mid-production body with corrugated grilles	• Leslie 3-Chime horn on bracket
SD40-2, UP #8072	ATH-1226	ATH-1251	• Extended range dynamic brakes	• Xenon Strobe (effect in DCC)
			• Firecracker antenna	• 4000 gallon fuel tank
			• 116" nose with brakewheel	• HTC sideframes
			• Large front plow	

\$169.99 w/o SOUND | \$239.99 w/ Econami™ SOUND

Orders Due: 10.06.23
ETA: JANUARY 2025




VISIT Your Local Retailer
CLICK Athearn.com
CALL 1.800.338.4639

* Union Pacific Licensed Product




Wisconsin & Southern



Era: 2004 - 2016+



Era: 2005 - 2012+



Era: 2020+

without Sound

- SD40-2, WAMX #4009 ATH-1238
- SD40-2, WAMX #4050 ATH-1228
- SD40-2, WAMX #4170 ATH-1239

with Sound

- ATH-1265
- ATH-1260
- ATH-1267

WAMX FEATURES:

- Front and rear ditch lights
- Front plow
- 4000 gallon fuel tank
- HTC sideframes

- #4009:** Early-production body with chickenwire grilles, dynamic brakes, Nathan 5-Chime horn, Firecracker antenna, 81" nose with ratchet, rear weedcutter plow
- #4050:** Mid-production body with corrugated grilles, non-dynamic brakes, Nathan 3-Chime horn, Firecracker antenna, 88" nose with brakewheel,
- #4170:** Early-production body with chickenwire grilles, dynamic brakes, Nathan 5-Chime horn, Firecracker antenna, 81" nose with ratchet

\$169.99 w/o SOUND | \$239.99 w/ Econami™ SOUND

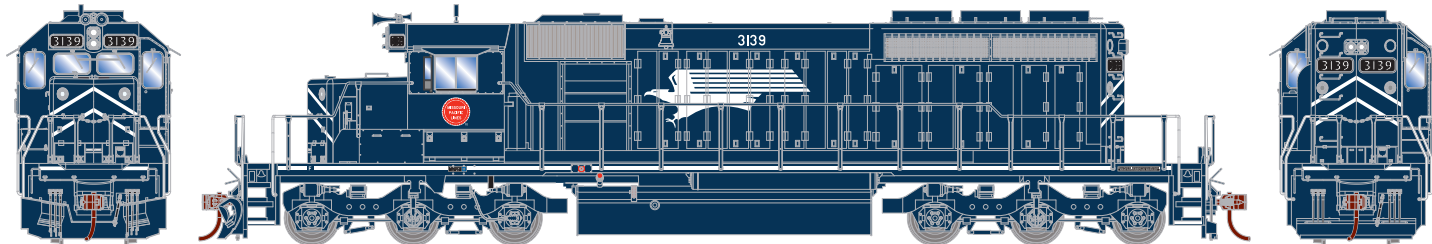
Orders Due: 10.06.23
ETA: JANUARY 2025



VISIT Your Local Retailer
CLICK Athearn.com
CALL 1.800.338.4639



Missouri Pacific*



Era: 1974 - 1980+

- | | | | |
|------------------|----------------------|-------------------|--|
| SD40-2, MP #3139 | without Sound | with Sound | MP FEATURES: |
| SD40-2, MP #3153 | ATH-1241 | ATH-1268 | |
| | ATH-1243 | ATH-1270 | <ul style="list-style-type: none"> • Early-production body with chickenwire grilles • Non-dynamic brakes • Firecracker antenna • 4000 gallon fuel tank • HTC sideframes • Leslie 3-Chime horn • 81" nose with ratchet • Front plow |

Louisville & Nashville



Era: 1974 - 1980+

- | | | | |
|------------------|----------------------|-------------------|--|
| SD40-2, LN #3567 | without Sound | with Sound | LN FEATURES: |
| SD40-2, LN #3568 | ATH-1245 | ATH-1271 | |
| SD40-2, LN #3572 | ATH-1246 | ATH-1272 | <ul style="list-style-type: none"> • Early-production body with chickenwire grilles • Extended range dynamic brakes • Firecracker antenna • Cab mounted gyralight (effect on DCC) • 4000 gallon fuel tank • Nathan 3-Chime horn • 81" nose with ratchet • HTC sideframes |

\$169.99 w/o SOUND | \$239.99 w/ **Econami™** SOUND


Orders Due: 10.06.23
ETA: JANUARY 2025



VISIT Your Local Retailer
CLICK Athearn.com
CALL 1.800.338.4639



Reading & Northern



Era: 2010 - 2020+

SD40-2, RBMN #3051	without Sound	ATH-1244
SD40-2, RBMN #3055		ATH-1242

with Sound	ATH-1254
	ATH-1269

RBMN FEATURES:

- Mid-production body with corrugated grilles
- Front and rear flashing ditch lights (DCC only)
- Extended range dynamic brakes
- Sinclair antenna
- 4000 gallon fuel tank
- HTC sideframes
- Leslie 5-Chime horn
- 88" nose with brakewheel
- Large front plow

\$169.99 w/o SOUND | \$239.99 w/ Econami™ SOUND

Orders Due: 10.06.23
ETA: JANUARY 2025



 **VISIT** Your Local Retailer
 **CLICK** Athearn.com
 **CALL** 1.800.338.4639



All Road Names

SOUND-EQUIPPED MODELS ALSO FEATURE

- Onboard DCC decoder with SoundTraxx Econami sound
- Single cube speaker for optimal sound quality
- Sound units operate in both DC and DCC
- Engine, horn, and bell sounds work in DC
- Some functions are limited in DC
- All functions NMRA compatible in DCC mode
- Effect lighting (if applicable) using F5 and/or F6
- Excellent low-speed operation
- Program a multiple unit (MU) lashup with lead unit only horn, bell, and lights
- Many functions can be altered via Configuration Value (CV) changes
- CV chart included in the box

PROTOTYPE SPECIFIC INFORMATION

The SD40-2 was introduced in January 1972 as part of EMD's Dash 2 series, responding to competing products from GE and ALCO. Reliability and versatility of the 3,000-horsepower SD40-2 made it the best-selling model in EMD's history and the standard of the industry for several decades after its introduction. The SD40-2 was an improvement over the SD40, with modular electronic control systems similar to those of the experimental SD45X and DDA40X. The last SD40-2 delivered to a United States railroad was built in July 1984, with production continuing for railroads in Canada until 1988.

SD40-2 LOCOMOTIVE FEATURES:

- Flexible rubber MU hoses for durability
- Flexible rubber trainline hose
- See-through cab windows
- Coupler cut levers
- Wire grab irons
- Exhaust stack
- See-through dynamic brake and radiator fans
- Frame mounted bell (unless noted)
- Detailed fuel tank with fuel fillers, fuel gauges, & breather pipes
- Separately applied air tanks
- Fine-scale Celcon handrails for scale appearance
- Photo-etch stainless steel windshield wipers
- LED illuminated front and rear headlights, ditch lights, and beacons (where applicable to the prototype)
- DCC-ready Non-sound version features 21-pin NEM DCC plug
- McHenry® operating scale knuckle couplers
- All-wheel drive with precision gears for smooth & quiet operation
- All-wheel electrical pickup provides reliable current flow
- 5-pole motor with precision-machined flywheels and multi-link drive train for trouble free operation
- Wheels with RP25 contours operate on all popular brands of track
- Bi-directional LED lighting for realistic appearance
- Heavy die-cast frame for greater traction and more pulling power
- Scaled from prototype resources including drawings, field measurements, photographs, and more
- Accurately –painted and –printed paint schemes
- Packaging securely holds model for safe storage
- Fully-assembled and ready-to-run
- Minimum radius: 18" Recommended radius 22"



\$169.99 w/o SOUND | \$239.99 w/  SOUND

Orders Due: 10.06.23

ETA: JANUARY 2025

 **VISIT** Your Local Retailer
 **CLICK** Athearn.com
 **CALL** 1.800.338.4639