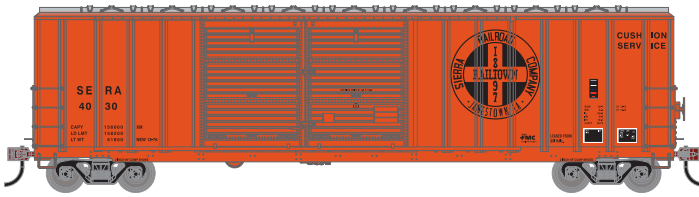




50ft FMC 5077 Offset Double Door Box Car

HO

Sierra RR

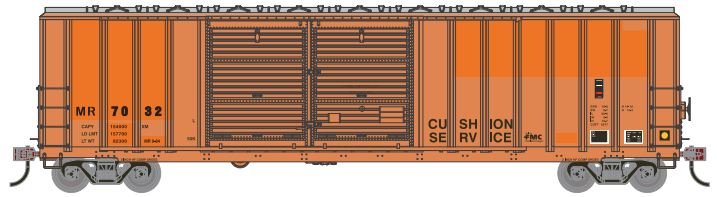


Era: 1976+

ATH-1957	SERA #4030
ATH-1958	SERA #4037
ATH-1959	SERA #4045

SERA series 4000-4049 built by FMC, Lot 17792, Dec-76

McCloud Railway - Ex COP




Era: 1984+

ATH-1960	MR #7032
ATH-1961	MR #7059
ATH-1962	MR #7098

Cars 7000-7176 (177 cars, formerly leased to City of Prineville) leased 9/23/83 from Itel *

McCloud Railway - Ex CPLT



Era: 1986+

ATH-1963	MR #8711
ATH-1964	MR #8713
ATH-1965	MR #8733

XM class, 50-foot, double door boxcars. Leased 7/1/86 from Itel. Cars in this series numbered 35 in 1987 *

PROTOTYPE AND BACKGROUND INFO:

It was the mid 1970s, and the incentive per diem box car boom was just beginning. New, brightly painted box cars seemed to appear overnight. Many were lettered for various short lines. Pullman Standard (PS) was a significant builder of many of these cars. The 50' outside post, non-terminating end box car, became the foundation for new per diem cars built in the 1970s. The 50' PS cars also varied in door configuration and style to better suit each customer. These models can still be seen today in the modern railroading scene.

* data from <http://mccloudriverrailroad.com/index.htm>

MODEL FEATURES:

- Separately-applied grab irons, end ladders, and brake wheel
- Photo-etch coupler cross-over platform
- Machined metal wheels with RP25 contours
- Weighted for optimum performance
- Body-mounted McHenry® operating scale knuckle couplers
- Highly-detailed, injection-molded body
- Painted and printed for realistic decoration
- Minimum radius: 18"

PRIMED FOR GRIME MODELS FEATURE

- Duplicated look and feel of "In Service" equipment
- Faded & dull-coated base colors matched to prototype
- Perfect starting point for adding grime and rust



PRIMED FOR GRIME \$44.99 INDIVIDUAL
\$39.99 INDIVIDUAL

Orders Due: 03.29.24
 ETA: JULY 2025



VISIT Your Local Retailer
CLICK Athearn.com
CALL 1.800.338.4639