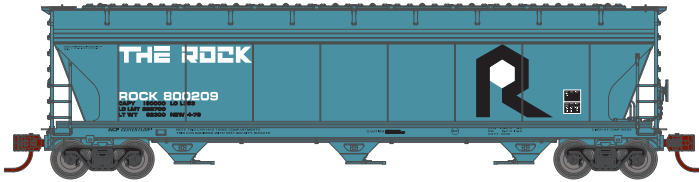


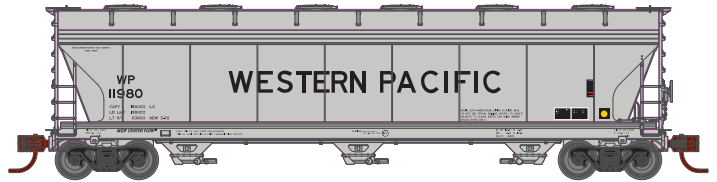
The Rock



Era: 1978+

ATHG-1550	RI #800209
ATHG-1551	RI #800366
ATHG-1552	RI #800427
ATHG-1553	RI #800301 / 800367 / 800400

Western Pacific*




Era: 1978+



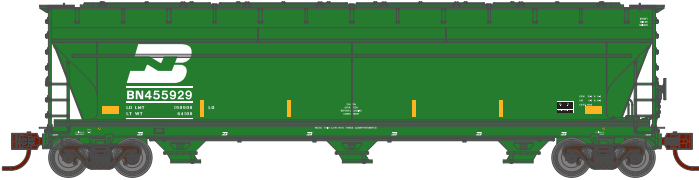
Era: 1975+

ATHG-1557	WP #11980
ATHG-1558	WP #11977
ATHG-1559	WP #11989
ATHG-1560	WP #11999


Burlington Northern



Era: 1990s+



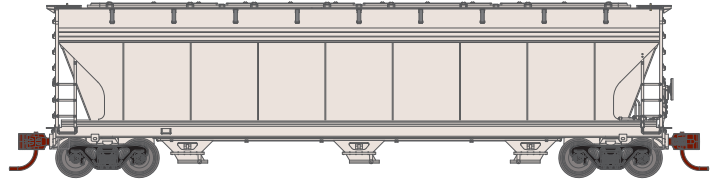
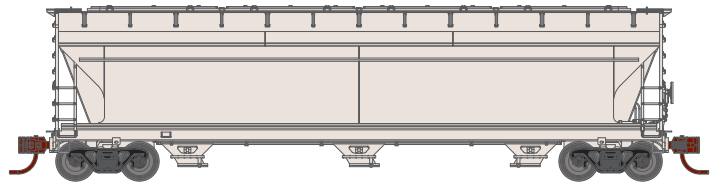
Era: Mid-2000s+



Era: 1990s+

ATHG-1561	BN #455835
ATHG-1562	BN #455929
ATHG-1563	BN #455990

Undecorated



ATHG-1564	Undecorated Phase I - Low Brake
ATHG-1565	Undecorated Phase II

Era: 1970s+

Round hatches and alternate discharge gates also included.

\$39.99 INDIVIDUAL | \$104.99 3-PACK

These items are subject to Horizon's MAP policy

Orders Due: 03.29.24

ETA: JULY 2025



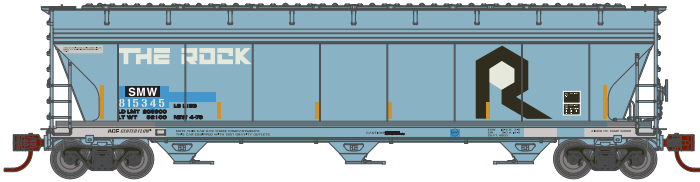
VISIT Your Local Retailer

CLICK Athearn.com

CALL 1.800.338.4639

* Union Pacific Licensed Product

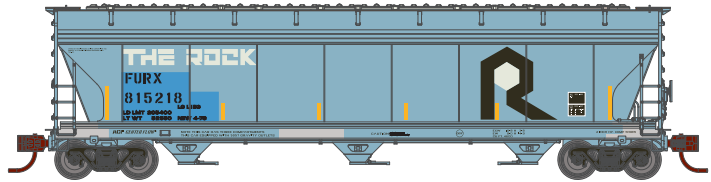
Saint Marys Railway West



ATHG-1554 SMW #815345

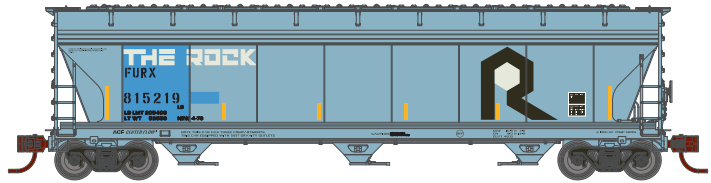
Era: Mid-2000s +

First Union Rail



ATHG-1555 FURX #815218
ATHG-1556 FURX #815219

Era: Mid-2000s +



All Road Names

ACF 4600 HOPPER FEATURES:

- Three body styles:
 - Early - High side ladder & brake wheel, single side stiffener
 - Mid - Low brake wheel, short side ladders both ends, single side stiffener
 - Late - As above but with double side stiffeners (post 1971)
- Round or trough hatches
- Photo-etched metal roofwalk
- Detailed outlets
- Separately applied brake wheel
- Screw-mounted trucks
- 100-ton trucks with 36" machined metal wheels
- Body-mounted McHenry® operating scale knuckle couplers
- Weighted for optimum performance
- Accurately painted and printed
- Highly-detailed, injection molded body
- Minimum radius: 9¾"

PROTOTYPE SPECIFIC INFORMATION

The 3-bay Center Flow covered hopper first entered service in the mid-1960s, built by American Car and Foundry. The cars handle loads such as grain, corn and similar bulk commodities. The Center Flow design relies on the car's rounded body to provide structural strength - eliminating the traditional center sill, and making gravity unloading easier.

Our 3-bay car represents the common 4600 cu.ft. capacity version. The railroads looking to replace their aging 40' box cars in grain service needed a modern hopper design - one that could operate within the tighter Plate B clearances for light branchline and industrial service. ACF's design won them many contracts from a plethora of railroads. One can find these cars still in revenue service today in grain trains and other similar service.

PRIMED FOR GRIME MODELS FEATURE

- Duplicated look and feel of "In Service" equipment
- Faded & dull-coated base colors matched to prototype
- Perfect starting point for adding grime and rust



PRIME FOR GRIME \$44.99 INDIVIDUAL
\$39.99 INDIVIDUAL | \$104.99 3-PACK

These items are subject to Horizon's MAP policy

Orders Due: 03.29.24

ETA: July 2025