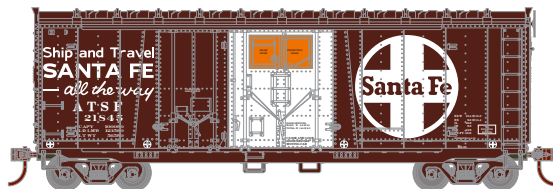


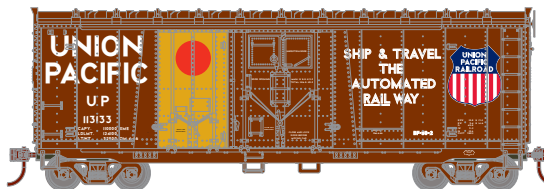
Santa Fe



Era: 1960s+

RND-1845	ATSF #21845
RND-1846	ATSF #21852
RND-1847	ATSF #21857

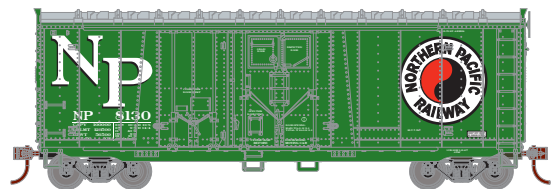
Union Pacific*



Era: 1960s+

RND-1848	UP #113133
RND-1849	UP #113135
RND-1850	UP #113137

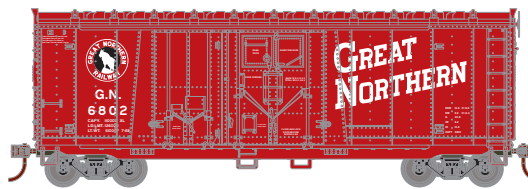
Northern Pacific



Era: 1960s+

RND-1851	NP #8130
RND-1852	NP #8437
RND-1853	NP #8455

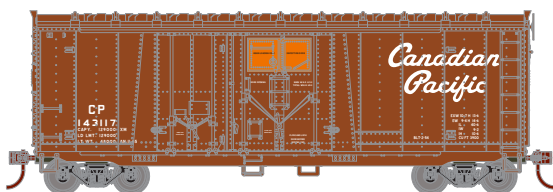
Great Northern



Era: 1960s+

RND-1854	GN #6802
RND-1855	GN #6815
RND-1856	GN #6877

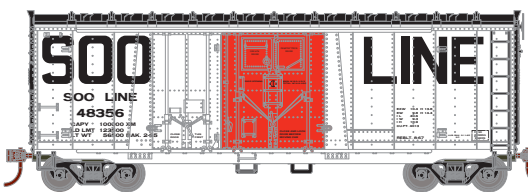
Canadian Pacific



Era: 1960s+

RND-1857	CP #143117
RND-1858	CP #143134
RND-1859	CP #143207

Soo Line



Era: 1960s+

RND-1860	SOO #48356
RND-1861	SOO #48361
RND-1862	SOO #48377

All Road Names

PROTOTYPE AND BACKGROUND INFO:

Box cars were the freight car of choice for grain transportation from the early 1900s until they were replaced by covered hoppers beginning in the 1970s. In the 1950s and 1960s before grain hoppers were used, railroads used 40' box cars to haul grain. Many of these 40' grain loading box cars lasted well into the 1980s and 1990s.



LEGENDARY LIVERIES

What are Legendary Liveries? An Athearn exclusive, they are the ultimate answer to "What if?" Featuring some of the most popular railroad paint schemes of all time, these models are perfect for collecting, proto-freelancing, or just plain fun! Whether company proposed paint schemes, canceled locomotive orders, or alternate takes on history, Legendary Liveries are fun and unique additions to any roster. Enjoy these items, and answer the ultimate railroad question of: "What if?"

MODEL FEATURES:

- Separately-applied brake wheel
- Machined metal wheels with RP25 contours
- Weighted for optimum performance
- Body-mounted McHenry® operating scale knuckle couplers
- Highly-detailed, injection-molded body
- Painted and printed for realistic decoration
- Minimum radius: 15"

\$ _____ **INDIVIDUAL**

Orders Due: 04.26.24

ETA: AUGUST 2025



VISIT Your Local Retailer
CLICK Athearn.com
CALL 1.800.338.4639