



PS 4740 Covered Hopper

HO

BNSF Railway



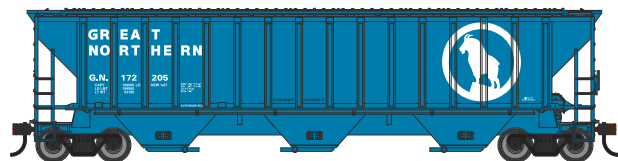
ATH-2361 BNSF #431427 Era: 2015+
ATH-2362 BNSF #431434
ATH-2363 BNSF #433182

Denver & Rio Grande Western*



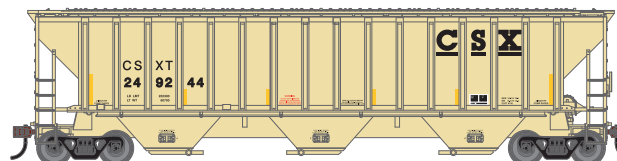
ATH-2364 DRGW #15411 Era: 1971+
ATH-2365 DRGW #15417
ATH-2366 DRGW #15490

Great Northern



ATH-2367 GN #172205 Era: 1966+
ATH-2368 GN #172388
ATH-2369 GN #172641

CSX



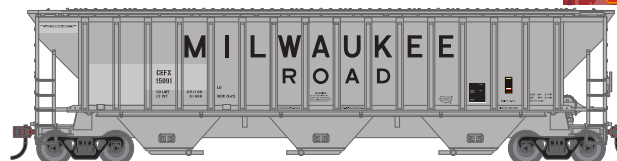
ATH-2370 CSXT #249244 Era: 1980s+
ATH-2371 CSXT #249247
ATH-2372 CSXT #249299

Golden West



ATH-2373 CRLE #521006 Era: 1980s+
ATH-2374 CRLE #521013
ATH-2375 CRLE #521027

CIT Group



ATH-2376 CEFX #15091 Era: 2000s+
ATH-2377 CEFX #15460
ATH-2378 CEFX #15752

MODEL FEATURES:

- Fully assembled and ready for your layout
- Body-mounted McHenry® operating scale knuckle couplers
- 36" machined metal wheels with RP25 contours operate on all popular brands of track
- Roller bearing trucks
- Weighted for optimum performance
- Razor sharp painting and printing
- Minimum radius: 18"



PRIMED FOR GRIME MODELS FEATURE

- Duplicated look and feel of "In Service" equipment
- Faded base colors matched to the prototype
- Perfect starting point for adding grime and rust

PROTOTYPE SPECIFIC INFORMATION

Pullman-Standard dominated the covered hopper car market beginning in the 1950s, thanks to the design success of their PS-2 series of covered hoppers. In 1967 the 4740 cubic foot capacity covered hoppers were the successor to the earlier 4427 cubic foot design. PS responded to increasing demand for efficiency by the railroads and shippers alike, carrying more per trip than the earlier covered hoppers. Designed to carry bulk commodities, such as grain, these cars roamed the rails of North America for decades, attesting to their utilitarian functionality. This car type can still be seen today in service.

PRIME FOR GRIME \$44.99 INDIVIDUAL
\$39.99 INDIVIDUAL

Orders Due: 10.25.24

ETA: MARCH 2026

Athearn®

VISIT

Your Local Retailer

CLICK

Athearn.com

CALL

1.800.338.4639

* Union Pacific Licensed Product