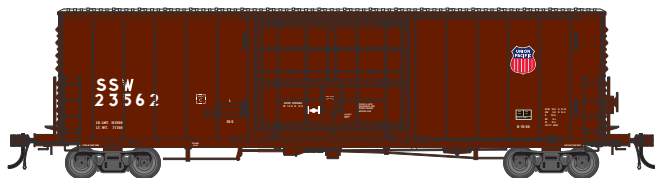
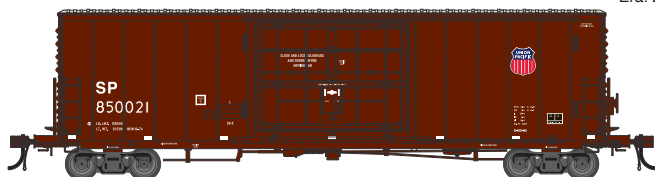


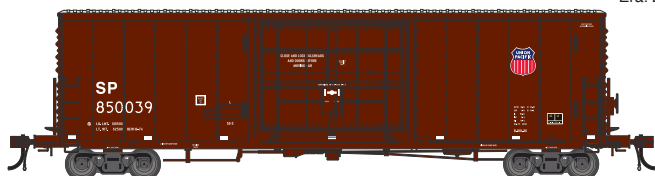
### Union Pacific\*



Era: 2000s+



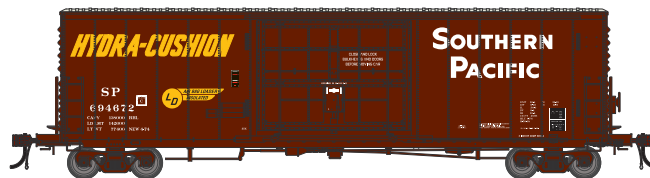
Era: 2000s+



Era: 2000s+

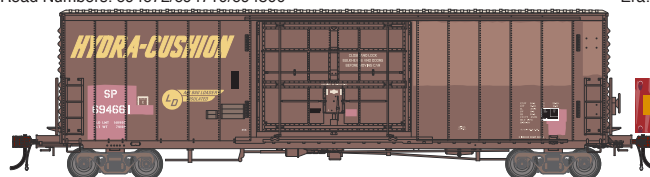
ATHG-2211 SSW #23562  
ATHG-2212 SP #850021  
ATHG-2213 SP #850039

### Southern Pacific\*

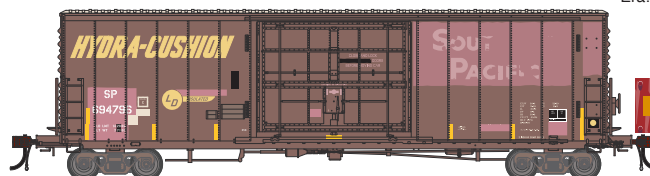


Road Numbers: 694672/694710/694800

Era: 1970s+



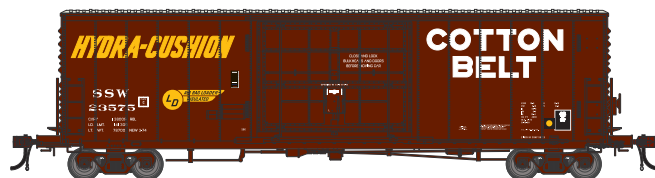
Era: 2000s+



Era: 2000s+

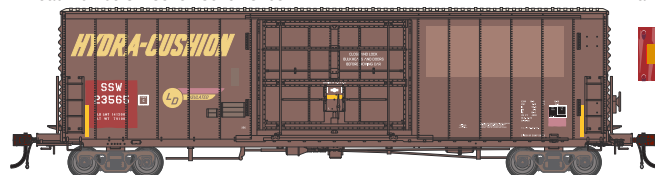
ATHG-2214 SP #694672  
ATHG-2215 SP #694710  
ATHG-2216 SP #694800  
ATHG-2217 SP #694661 (Primed for Grime)  
ATHG-2218 SP #694796 (Primed for Grime)

### Cotton Belt\*

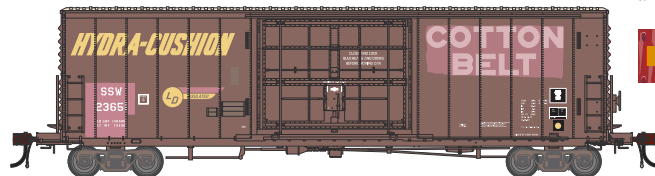


Road Numbers: 23575/23649/23705

Era: 1970s+



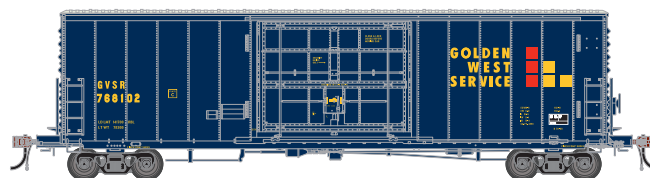
Era: 2000s+



Era: 2000s+

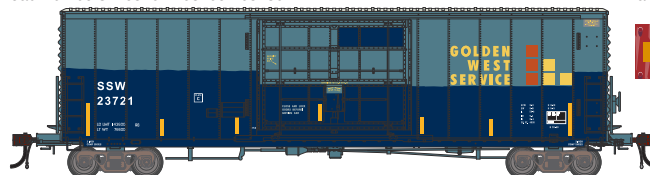
ATHG-2219 SSW #23575  
ATHG-2220 SSW #23649  
ATHG-2221 SSW #23705  
ATHG-2222 SSW #23651 (Primed for Grime)  
ATHG-2223 SSW #23681 (Primed for Grime)

### Golden West Service\*

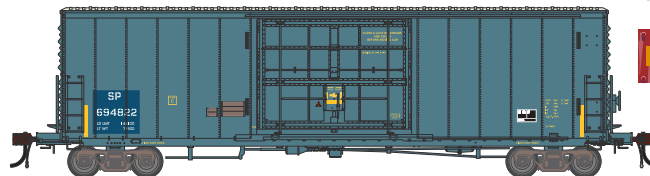


Road Numbers: 768102/768109/768130

Era: 1990s+



Era: 2014+



Era: 2006+

ATHG-2224 GVSR #768102  
ATHG-2225 GVSR #768109  
ATHG-2226 GVSR #768130  
ATHG-2227 SSW #23721 (Primed for Grime)  
ATHG-2228 SP #694822 (Primed for Grime)

**PRIMED FOR GRIME \$54.99 INDIVIDUAL \$49.99 INDIVIDUAL**

\*Items listed are subject to cancellation if pre-order minimum production quantities are not met.

These items are subject to Horizon's MAP policy

Orders Due: 01.24.25

ETA: AUGUST 2026

# Athearn

**VISIT** Your Local Retailer  
**CLICK** Athearn.com  
**CALL** 1.800.338.4639

\* Union Pacific Licensed Product

## PROTOTYPE AND BACKGROUND INFO:

Change to Starting in the 1960s, insulated box cars became common on most railroads. This type of car was useful for hauling canned goods or other commodities that needed to be protected from temperature extremes. The model depicted by this Athearn Genesis car was built by Pacific Car & Foundry and features different side panel construction and door types per prototype. The cars also feature a detailed cushion underframe and full brake rigging.

## MODEL FEATURES:

- Separate wireform grab irons, etched metal coupler platforms• Full underframe detail: air brake reservoir, control valve, and brake cylinder with plumbing and brake rod details
- Weighted for optimum performance
- Separately applied wire grab irons where applicable
- Trucks with animated rotating bearing caps
- Coupler lift bars, trainline hoses, brake hoses, and hardware
- Body-mounted, McHenry® scale knuckle couplers
- Machined metal wheels with RP25 contours operate on all popular brands of track
- Accurately painted and printed for prototypical realism
- Highly detailed, injection-molded body
- Minimum radius: 18" — Recommended radius: 22"



## PRIMED FOR GRIME MODELS FEATURE

- Duplicated look and feel of "In Service" equipment
- Faded base colors matched to the prototype
- Perfect starting point for adding grime and rust

**PRIMED FOR GRIME \$54.99 INDIVIDUAL \$49.99 INDIVIDUAL**

\*Items listed are subject to cancellation if pre-order minimum production quantities are not met.

These items are subject to Horizon's MAP policy

**Orders Due: 01.24.25**

ETA: AUGUST 2026



 **VISIT** Your Local Retailer  
 **CLICK** [Athearn.com](http://Athearn.com)  
 **CALL** 1.800.338.4639