

**WALTHERSPROTO®**

| SCALE | ANNOUNCED     | EXPECTED DELIVERY |
|-------|---------------|-------------------|
| H0    | December 2024 | Winter 2025       |

## Russell Snowplow

**\$89.98 Each**

- Prototypes in service 1920s to present
- Looks great in a winter work train or spotted at a siding or engine terminal during warmer months
- Fully-assembled, railroad ready - undecorated kit also available
- Factory-installed grab irons
- Complete underbody w/brake gear & piping
- Custom front truck for tighter curves
- Detailed flanger
- Thin profile stirrups
- Simulated window glass
- Ultra-Smooth rolling metal axles and 33" wheelsets
- Proto MAX™ metal knuckle couplers

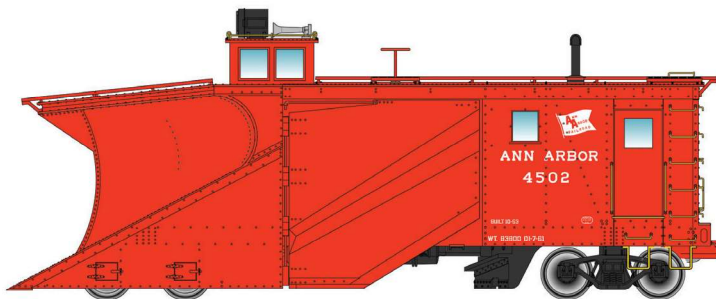
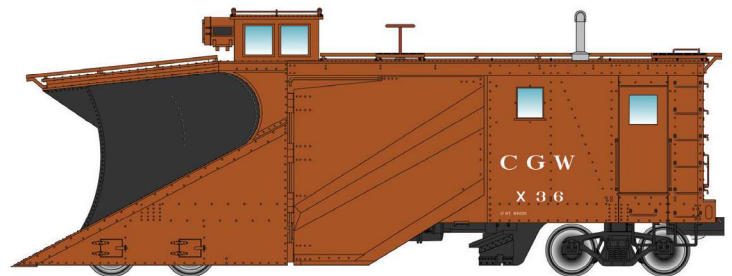
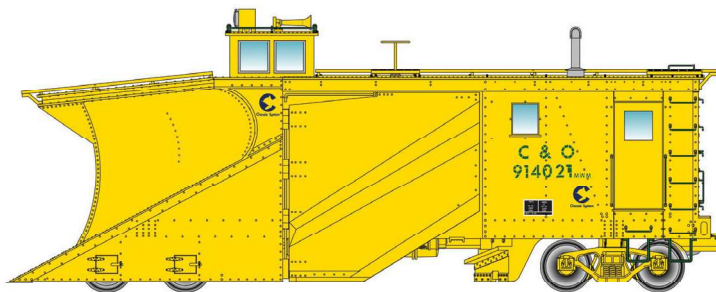
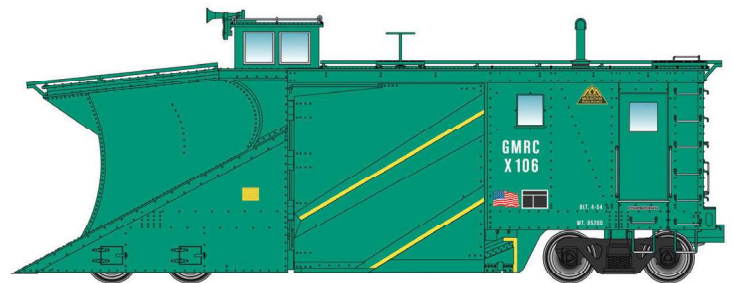
**LIMITED QUANTITY**

ONE TIME RUN OF THESE ROADNUMBERS

**ORDER NOW**

920-110032 Chicago Great Western

### Products Available

**Ann Arbor**  
920-110030 #4502**Chicago Great Western**  
920-110032 #X36**Chesapeake & Ohio**  
920-110031 #914021**Green Mountain**  
920-110033 #X106

**WALTHERSPROTO**

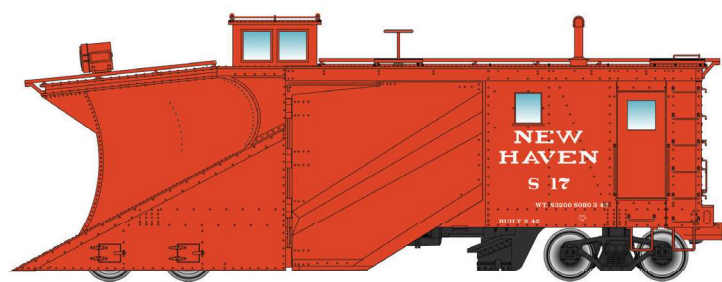
| SCALE | ANNOUNCED     | EXPECTED DELIVERY |
|-------|---------------|-------------------|
| H0    | December 2024 | Winter 2025       |




**LIMITED QUANTITY**  
ONE TIME RUN OF THESE ROADNUMBERS  
**ORDER NOW**

920-110037 JAWS (MOW)

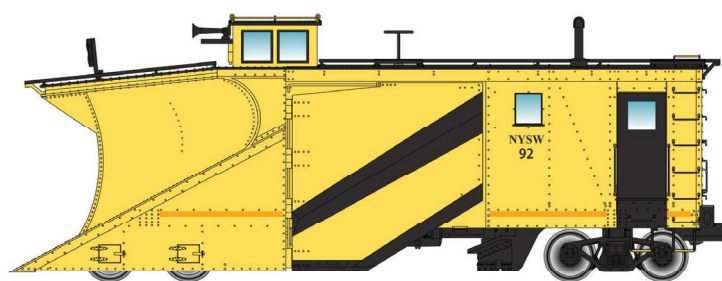
Products Available




**New Haven** (Created with assistance from the New Haven Railroad Historical and Technical Association)  
920-110034 #S17



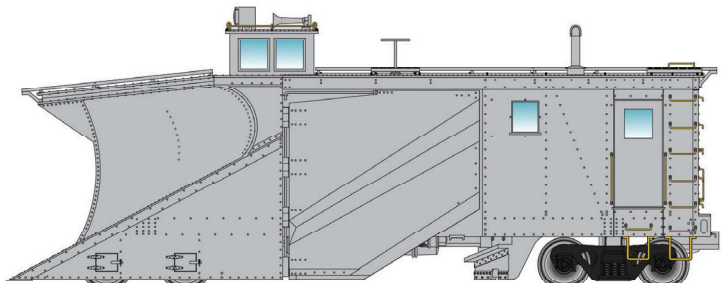
**Minneapolis & St. Louis**  
920-110035 #X1000



**New York, Susquehanna & Western**  
920-110036 #92



**JAWS (MOW)**  
920-110037



**MOW**  
920-110038

These items are subject to Walthers MAP policy. 11/29