

## WALTHERSPROTO®

SCALE	ANNOUNCED	EXPECTED DELIVERY
H0	March 2025	Spring 2026

**LIMITED QUANTITY**  
ONE TIME RUN OF THESE ROADNUMBERS  
**ORDER NOW**



In the 1960s and 70s, the Western Maryland Ry. constructed their own unique chopped nose GP9 diesels.

Photo Credit: Craig Walker

**NEW TOOLING!**  
**FIRST TIME IN**  
**H0 PLASTIC!**

## EMD GP9 Locomotive

**LokSound® 5 Sound & DCC \$319.98 Each**  
**Standard DC \$219.98 Each**

Based on units in service from 1956 to the present, these fine H0 Scale replicas are loaded with roadname specific details sure to please even the most discerning prototype modeler. This run includes the Western Maryland shop-modified chopped-nose units, the first time these diesels have been offered in H0 Scale plastic. Warn motorists and crews on the ground with the operating "Warn-A-Lite" beacon used on the C&NW units, or the classic SP five-light package on that unit's short hood. We've done the research to reward you with an accurate model. The powerful Proto drive ensures you'll have a unit that performs as well as it looks, too!

- Factory-equipped with LokSound 5 Sound and DCC for DCC or DC layouts
- Factory-installed 28mm speaker in DCC and DC versions
- Wire grab irons and photo-etched lift rings
- 21-Pin DCC connector
- Warm white LED constant and directional headlights
- Operating number boards
- 14:1 helical gears for ultra-quiet and smooth running
- 5-pole, skew-wound, high-torque, high-efficiency can motor
- Easy multiple-unit operation
- Superb paint and lettering
- Heavy die-cast metal underframe
- Correct size RP-25 turned metal wheels
- Proto MAX™ metal knuckle couplers



Western Maryland chopped nose,  
modified skirt version.



Western Maryland chopped nose,  
simplified skirt version.

## WALTHERSPROTO®

SCALE	ANNOUNCED	EXPECTED DELIVERY
H0	March 2025	Spring 2026

**LIMITED QUANTITY**  
ONE TIME RUN OF THESE ROADNUMBERS  
**ORDER NOW**

### Products Available



#### Western Maryland

- Short hood forward operation
- Dynamic brake long hood with 36" radiator fans
- **NEW!** WM type chopped short hood
- Single pane cab front window
- Simplified skirt with single fuel filler, drop step, MU holder, footboards
- Late Pyle dual sealed-beam headlights
- Whip style antenna
- Brass dual Leslie S5T air horns
- Ratcheting lever handbrake
- 1600-gallon fuel tank
- Tall MU stands
- 36" winterization hatch with etched metal screen
- Separately applied windshield wipers
- Etched metal cab sun shades

LokSound 5 Sound and DCC

920-42735 #39

920-42736 #41

Standard DC

920-49735 #42

920-49736 #44



#### Western Maryland (Red, White, Black)

- Short hood forward operation
- Dynamic brake long hood with 36" radiator fans
- **NEW!** WM type chopped short hood
- Single pane cab front window
- Modified skirt with single fuel filler, drop step, MU holder, footboards
- Early Pyle dual sealed-beam headlights
- Whip style antenna
- Brass dual Leslie S5T air horns
- Ratcheting lever handbrake
- 1600-gallon fuel tank
- Tall MU stands
- 36" winterization hatch with etched metal screen
- Separately applied windshield wipers
- Etched metal cab sun shades

LokSound 5 Sound and DCC

920-42737 #29

920-42738 #32

Standard DC

920-49737 #35

920-49738 #38



#### Chesapeake & Ohio/Chessie System

- Short hood forward operation
- Dynamic brake long hood with 36" radiator fans
- Modified skirt with single fuel filler, drop step, MU holder, footboards
- Early Pyle dual sealed-beam headlights
- Brass Leslie S5T air horn
- Whip type antenna
- Short hood mounted bell and bracket
- C&O type spark arrestors
- Separately applied windshield wipers
- Etched metal canvas sun shades
- Ratcheting lever handbrake
- 1600-gallon fuel tank
- Medium height MU stands

LokSound 5 Sound and DCC

920-42727 #6029

920-42728 #6052

Standard DC

920-49727 #6062

920-49728 #6071



#### Chicago & North Western<sup>1</sup>

- Short hood forward operation
- NNNon-dynamic brake long hood with 36" radiator fans and rooftop access hatches
- Simplified skirt with single fuel filler, drop step, plain pilots
- Late Pyle dual sealed-beam headlights
- Brass Nathan P5 air horn
- Brass firecracker antenna
- Operating Warn-A-Lite 851 beacon
- Separately applied windshield wipers
- Ratcheting lever handbrake
- Modernized uncoupling lever
- 1600-gallon fuel tank
- Engineer's side all weather window
- Fireman's side etched metal cab sun shade
- Pilot mounted plow - front
- Short MU stands

LokSound 5 Sound and DCC

920-42729 #4552

920-42730 #4559

Standard DC

920-49729 #4554

920-49730 #4557



<sup>1</sup>Union Pacific licensed product.

03/29

# WALTHERS®

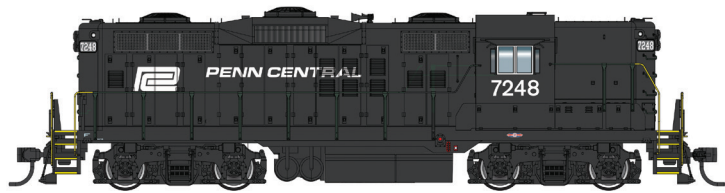
Wm. K. Walther, Inc. | 5601 W. Florist Ave. | Milwaukee, WI 53218 | [walters.com](http://walters.com)

Prices and delivery dates shown were accurate at press time, for updates please check with this participating hobby shop.

SCALE	ANNOUNCED	EXPECTED DELIVERY
H0	March 2025	Spring 2026

**LIMITED QUANTITY**  
ONE TIME RUN OF THESE ROADNUMBERS  
**ORDER NOW**

Products Available



- Penn Central**
- Long hood forward operation
  - Dynamic brake long hood with 48" Radiator Fans
  - Simplified skirt with single fuel filler, drop step, MU holder, footboards
  - Early Pyle dual sealed-beam headlights
  - Brass Leslie S3 air horn
  - Sinclair antenna
  - Ratcheting lever handbrake
  - 1600-gallon fuel tank
  - Separately applied windshield wipers
  - Etched metal cab sun shades
  - Tall MU stands

LokSound 5 Sound and DCC  
920-42731 #7253  
920-42732 #7267

Standard DC  
920-49731 #7252  
920-49732 #7257



- Southern Pacific\* (Rebuild)**
- Short hood forward operation
  - Dynamic brake long hood with 36" radiator fans, blanked SP 5-light package
  - Short hood with SP 5-light package
  - Modified skirt with single fuel filler, drop step, mu holder, and rebuilt equipment box doors
  - Early Pyle dual sealed-beam headlights
  - Whip style antenna
  - Brass Nathan P3 air horn
  - Medium height MU stands
  - Modernized uncoupling lever
  - Etched metal cab sun shades
  - 1600-gallon fuel tank
  - Separately applied windshield wipers
  - Ratcheting lever handbrake

LokSound 5 Sound and DCC  
920-42733 #3320  
920-42734 #3348

Standard DC  
920-49733 #3332  
920-49734 #3378

- Undecorated**
- Some assembly required. Model includes:
- Dynamic long hood with 36" Radiator Fans
  - Non-dynamic long hood
  - Standard short hood
  - WM chop nose cab
  - WM chop nose short hood
  - Simplified skirt sill unit
  - Modified skirt sill unit

LokSound 5 Sound and DCC  
920-42726

Standard DC  
920-49726



\*Union Pacific licensed product.  
03/29



WALTHERSPROTO®

85' Heavyweight Paired Window Coach

Lighted \$109.98 Each

Built to last, these steel heavyweight coaches hauled passengers for decades. Some were modernized and repainted while others were rebuilt for work train service. However you choose to run these cars, you can appreciate the highly detailed interior and underbody. The correct Pullman trucks with built-in electrical contacts, combined with the constant intensity LED lighting make these cars a must-have for nighttime operations.

- Based on prototypes built by Pullman
- Some ran as-is for decades while others received colorful paint jobs to match lightweight equipment
- Many were later rebuilt for work train service
- Detailed interior with factory-equipped overhead LED lighting
- Sprung diaphragms
- Factory installed grab irons
- Highly detailed underbody with separate brake gear, steam traps, generator and more
- 36 scale inch RP-25 turned metal wheels and correct Pullman trucks
- All wheel electrical pickup for uninterrupted, constant intensity LED lighting
- Add life to your new cars with the 949-6034 SceneMaster Seated Coach Passenger set, sold separately

PLEASE NOTE: As these cars are the correct prototype length and feature full underbody detail to match the prototypes, a minimum 24" radius is recommended for operation.



Previous run model shown.



Products Available



Previously Released Version Shown

Painted Green (Unlettered)  
920-17600



Previously Released Version Shown

Chesapeake & Ohio (Tri-Color)  
920-17601 #706      920-17602 #713      920-17603 #715



Previously Released Version Shown

Chesapeake & Ohio (Green)  
920-17604 #701      920-17605 #708      920-17606 #717



Previously Released Version Shown

Milwaukee Road<sup>†††</sup>  
920-17607 #3306      920-17608 #3310      920-17609 #3316



Previously Released Version Shown

New York Central  
920-17610 #730      920-17611 #743      920-17612 #761



Previously Released Version Shown

Union Pacific<sup>†</sup>  
920-17613 #1220      920-17614 #1224      920-17615 #1225

<sup>†</sup>Union Pacific licensed product.  
<sup>†††</sup>The Milwaukee Road is used with permission of the Milwaukee Road Historical Association.



## WALTHERSPROTO®

### 85' Heavyweight 36-Seat Diner

**Lighted \$109.98 Each**

Whether you run these cars in service as built or in the present day hauling tourists in an excursion train, you'll get terrific value from these heavyweight diners. The gorgeous paint schemes, highly detailed interior and underbody along with the constant intensity lighting make this one of the finest dining cars in HO Scale plastic today. We've included the C&O *Gadsby's Tavern* in this run; a historic car preserved today at Clifton Forge, Virginia. This diner is the last remaining car used on the world's first long-distance air-conditioned train, C&O's George Washington, starting in 1932.

- Based on prototypes built by Pullman
- C&O *Gadsby's Tavern*, is the last remaining car used on the world's first long-distance air-conditioned train, C&O's George Washington, starting in 1932
- Some ran as-is for decades while others received colorful paint jobs to match lightweight equipment
- Many were later rebuilt for work train service
- Some have been preserved in museums
- Perfect cars for that modern-era dinner train or excursion
- Detailed interior with factory-equipped overhead LED lighting
- Highly detailed underbody with separate brake gear, steam traps, generator and more
- 36 scale inch RP-25 turned metal wheels and correct Pullman trucks
- All wheel electrical pickup for uninterrupted, constant intensity LED lighting
- Add life to your new cars with the 949-6034 SceneMaster Seated Coach Passenger set, sold separately

PLEASE NOTE: As these cars are the correct prototype length and feature full underbody detail to match the prototypes, a minimum 24" radius is recommended for operation.



Previous run model shown.

**FULL INTERIOR!  
LED INTERIOR  
LIGHTING!**

#### Products Available



Previously Released Version Shown

#### Painted Green (Unlettered)

920-17700



Previously Released Version Shown

#### Milwaukee Road<sup>\*\*\*</sup>

920-17705 #5128

920-17706 #5143



Previously Released Version Shown

#### Chesapeake & Ohio (Tri-Color)

920-17701 #968 *Fraunce's Tavern*

920-17702 #970 *City Tavern*



Previously Released Version Shown

#### New York Central

920-17707 #671

920-17708 #678



Previously Released Version Shown

#### Chesapeake & Ohio (Green)

920-17703 #965 *Gadsby's Tavern*

920-17704 #963 *Michie's Tavern*



Previously Released Version Shown

#### Union Pacific<sup>†</sup>

920-17709 #3623

920-17710 #3616

<sup>†</sup>Union Pacific licensed product.

<sup>\*\*\*</sup>The Milwaukee Road is used with permission of the Milwaukee Road Historical Association.

03/29

# WALTHERS®

Wm. K. Walther, Inc. | 5601 W. Florist Ave. | Milwaukee, WI 53218 | [walters.com](http://walters.com)

Prices and delivery dates shown were accurate at press time, for updates please check with this participating hobby shop.

## WALTHERS MAINLINE

### 50' ACF Exterior Post Plate B Boxcar with Dreadnaught Ends

**\$34.98 Each**

These cars came on the scene in the 1970s and have been handling all types of general freight ever since. The distinctive exterior posts, along with the colorful paint schemes, make these cars stand out in a sea of boxcars. We've also paid attention to the other features of this car, including the Dreadnaught ends, Stanray diagonal panel roof, and the correct Plate B dimensions. With four numbers for each roadname, you can represent your favorite railroads in style!

- Prototypes seen from coast-to-coast 1971 to the present
- Handles all types of general freight loading
- Dreadnaught ends
- Stanray diagonal panel roof
- Correct Plate B dimensions
  - 41' 3" Truck Centers
  - 15' 2" Tall
  - 10' 8" Wide
- Fully assembled
- Correct 33 scale inch RP-25 turned metal wheels
- Proto MAX™ metal knuckle couplers




Previous run model shown.



Detailed Dreadnaught end with separately applied brake wheel.

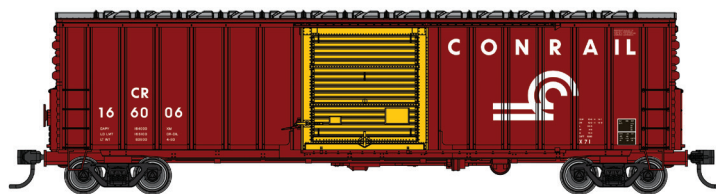


#### Products Available



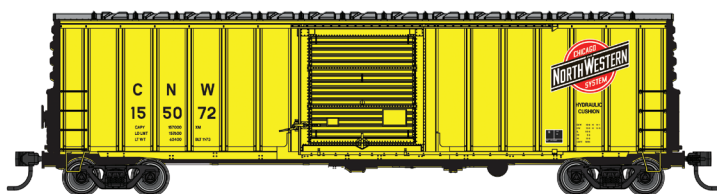
#### Burlington Northern

910-46025 #214270      910-46026 #214288  
910-46027 #214266      910-46028 #214482



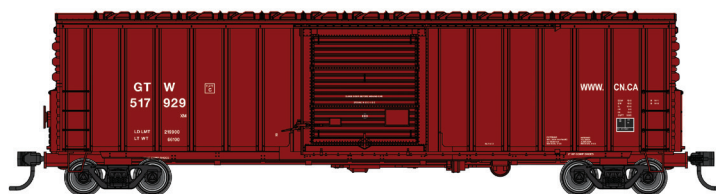
#### Conrail

910-46037 #166006      910-46038 #166103  
910-46039 #166464      910-46040 #166967



#### Chicago & North Western<sup>1</sup>

910-46029 #155072      910-46030 #155132  
910-46031 #155207      910-46032 #155290



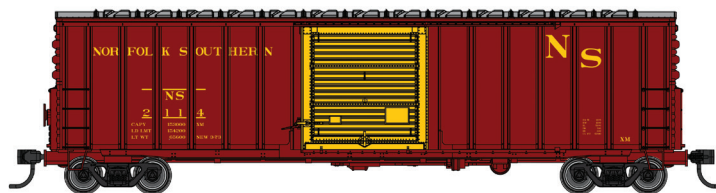
#### Grand Trunk Western

910-46041 #517929      910-46042 #517944  
910-46043 #517957      910-46044 #517987



#### Canadian Pacific

910-46033 #207125      910-46034 #207128  
910-46035 #207143      910-46036 #207161



#### Norfolk Southern

910-46045 #2114      910-46046 #2130  
910-46047 #2167      910-46048 #2247

<sup>1</sup>Union Pacific licensed product.

03/29

# WALTHERS®

Wm. K. Walther, Inc. | 5601 W. Florist Ave. | Milwaukee, WI 53218 | [walters.com](http://walters.com)

Prices and delivery dates shown were accurate at press time, for updates please check with this participating hobby shop.





SCALE	ANNOUNCED	EXPECTED DELIVERY
H0	March 2025	Spring 2025

**NEW  
TOOLING!**



*Figures, vehicles, railroad equipment, and scenery items not included.*

## Plastic Pellet Plant

**\$99.98 Each**

New materials are developed every day but plastic remains one of the most versatile and useful creations of the 20th century. Plastic pellet plants process raw or recycled material into pellets for all kinds of downstream uses from soda straws to model trains. You can model this industry on your railroad, shipping plastic pellets from this facility in covered hoppers. With its four tall storage silos, large brick and metal processing structure and details such as rooftop air conditioners and a loading rack with piping, this facility makes an impressive sight.

- Perfect destination for newly tooled Walther's Mainline ACF 5250 4-Bay covered hoppers (910-49200 to 49219, sold separately)
- Pellets shipped in covered hoppers and stored in vertical tanks
- Moved from cars to tanks to factory by pneumatic compressed air piping
- Facility fits 1970s to present
- Large brick and metal processing structure with truck-loading doors, front office doors and windows, and rooftop air conditioners
- Four tall storage silos
- Loading rack with piping for two railroad cars
- Overhead walkways
- Decal signs
- Molded in six colors
- Shown assembled, painted and weathered by modeler.



### Plastic Pellet Plant Kit

933-4145

Measures:

Main Building: 15-3/8 x 10-1/2 x 4-1/2" 39 x 26.9 x 11.3cm

Silos: 27-9/16 x 2-3/8 x 8-1/4" 70.03 x 6.03 x 21cm





SCALE	ANNOUNCED	EXPECTED DELIVERY
H0	March 2025	Spring 2025



Figures, vehicles, railroad equipment, and scenery items not included.

## Plastic Pellet Plant Background Building

**\$49.98 Each**

Add an exciting industry to your operations with this background structure representing a plastic pellet plant. Ship plastic pellets in covered hoppers from this processing facility to manufacturing plants of all types. Based on the Cornerstone Plastic Pellet Plant, this background building gives you the same functionality as the full size building in a smaller footprint. Make room for this industry on your modern railroad!

- Perfect destination for newly tooled Walther's Mainline ACF 5250 4-Bay covered hoppers (910-49200 to 49219, sold separately)
- Pellets shipped in covered hoppers and stored in vertical tanks
- Moved from cars to tanks to factory by pneumatic compressed air piping
- Facility fits 1970s to present
- Large brick and metal processing structure with siding access doors and rooftop air conditioner
- Four tall storage silos
- Loading rack with piping for two railroad cars
- Overhead walkways
- Decal signs
- Molded in six colors
- *Shown assembled, painted and weathered by modeler.*



**Plastic Pellet Plant Background Building Kit**

933-4146

Measures:

Main Building: 15-3/8 x 1-3/8 x 4-1/2" 39 x 3.5 x 11.4cm

Silos: 27-9/16 x 2-3/8 x 8-1/4" 70.03 x 6.03 x 21cm

Smaller footprint,  
only 1-3/8" deep.





SCALE	ANNOUNCED	EXPECTED DELIVERY
H0	March 2025	Spring 2025



*Figures, vehicles, railroad equipment, and scenery items not included.*

## Vintage Brick Warehouse

**\$59.98 Each**

This warehouse is versatile in so many ways! You can configure the major components to fit your space, and you can change the structure's details to fit your era using the optional parts in the kit. Build the structure as new in the steam era or revitalized and repurposed in the modern era, the choice is yours. You can't go wrong with a classic brick warehouse to tell the story of hard work and heavy industry on your railroad.

- Perfect for older industrial areas in modern scenes or as a new structure in the steam era
- Tower, main building, warehouse and loading docks are separate components allowing for multiple configurations
- Decals and printed graphics included
- Parts molded in four colors
- *Shown assembled, painted and weathered by modeler.*



### Vintage Brick Warehouse Kit

933-4104

Measures:

Tower: 3-1/8 x 1-15/16 x 7-5/8" 8 x 4.9 x 19.4cm

Main Building: 7-9/16 x 4-9/16 x 4-1/16" 19.2 x 11.6 x 10.3cm

Warehouse: 4-7/8 x 6 x 2-3/4" 12.4 x 15.2 x 7cm

Long Dock: 6 x 1-5/16 x 9/16" 15.2 x 3.3 x 1.4cm

Short Dock: 4-5/16 x 1-5/16 x 9/16" 11 x 3.3 x 1.4cm

Billboard: 2-3/8 x 1-1/2 x 2" 6 x 3.8 x 5.1cm