

WALTHERSPROTO®

SCALE	ANNOUNCED	EXPECTED DELIVERY
H0	July 2025	Winter 2026

LIMITED QUANTITY
ONE TIME RUN OF THESE ROADNUMBERS
ORDER NOW

Amfleet Coaches

Check Express IV for current pricing.

Featuring newly tooled, ultra free rolling trucks, WaltherProto Amfleet coaches return to H0 scale passenger service. For 50 years prototype Amfleet cars formed the backbone of Amtrak® intercity service. The cars were especially designed to handle the tunnels and other close clearances of lines in the Eastern United States. Designated Amfleet I, the first group of Amfleet coaches entered service in 1975 with enough space for 84 passengers. In 1981 a second group of nearly identical cars, designated Amfleet II entered service. Especially built for long -distance trains, the Amfleet II coaches provided more spacious interiors for 59 passengers. Now available with new factory printed numbers or user-applied car number decals and in the latest Amtrak Phase VII paint scheme, Walther Amfleet coaches feature:

- Accurately detailed in Amfleet I and Amfleet II versions
- Newly designed and tooled, ultra free rolling inside bearing trucks
- Newly designed 36" metal wheels with prototypical wheel profile for added realism
- Simulated stainless steel finish
- Paint color matched to Amtrak standards
- Factory printed car numbers
- Smoked "glass" windows with gaskets
- Accurately detailed interior with optional overhead LED interior lighting
- Factory installed grab irons
- Highly detailed underframe with center and cross bracing
- Minimum radius: 24"

NEW AND IMPROVED TRUCKS!



Previous run model shown.

Products Available

AMFLEET I 84-SEAT COACHES



Phase II

Lighted		
920-12210 (Decals)	920-12211 #21059	920-12212 #21090
Unlighted		
920-11206 (User Applied Decals)	920-11207 #21036	920-11208 #21070



Phase III

Lighted		
920-12213 (Decals)	920-12214 #21003	920-12215 #21096
Unlighted		
920-11209 (User Applied Decals)	920-11210 #21004	920-11211 #21089



Phase VI

Lighted		
920-12216 (Decals)	920-12217 #21662	920-12218 #21680
Unlighted		
920-11212 (User Applied Decals)	920-11213 #21640	920-11214 #21654



Phase VII

Lighted	
920-12219 (Decals)	
Unlighted	
920-11215 (Decals)	

NEW PAINT SCHEME!



Amtrak and the Amtrak logos are registered trademarks of the National Railroad Passenger Corporation.

These items are subject to Walther's MAP policy. 7/12

WALTHERSPROTO®

SCALE	ANNOUNCED	EXPECTED DELIVERY
H0	July 2025	Winter 2026

LIMITED QUANTITY
ONE TIME RUN OF THESE ROADNUMBERS
ORDER NOW

Products Available

AMFLEET II 59-SEAT COACHES



Phase III		
Lighted		
920-12228 (Decals)	920-12229 #25047	920-12230 #25069
Unlighted		
920-11223 (Decals)	920-11224 #25000	920-11225 #25036



Phase VI		
Lighted		
920-12231 (Decals)	920-12232 #25034	920-12233 #25040
Unlighted		
920-11226 (Decals)	920-11227 #25016	920-11228 #25020



Phase VII		
Lighted		
920-12234 (Decals)		
Unlighted		
920-11229 (Decals)		

NEW PAINT SCHEME!

Amtrak® Inside-Bearing Trucks

Check Express IV for current pricing.

For modelers who wish to upgrade their older Walther Amfleet cars, the newly designed inside-bearing trucks are also available separately. They are a direct replacement for the original WaltherProto Amfleet trucks. These trucks also feature metal wheels with a re-designed profile that more accurately matches the prototype.

NEW AND
IMPROVED DESIGN!



One Pair
920-2136



Special bearing system ensure
smooth rolling performance.



Amtrak and the Amtrak logos are registered trademarks of the National Railroad Passenger Corporation.

These items are subject to Walther MAP policy. 7/12

WALTHERSPROTO®

Gunderson 48' All Purpose Well Car

Check Express IV for current pricing.

As 45- and 48-foot containers and trailers entered domestic service in the 1990s, North American railroads soon needed a car that could better handle both types of equipment. Freight car builder Gunderson answered the call with a 48-foot version of its popular 40-foot well car. The versatile 48-foot Gunderson all-purpose well car even had trailer hitches at each end so it could handle both container and trailer traffic. Although their numbers have declined in recent years as 53-foot cars became more prevalent in the 21st century, many 48-footers can still be found hauling 20 to 48-foot containers in the well with a longer container stacked on top.

The superdetailed WaltherProto model is an easy way to add some "vintage" character to your modern era intermodal fleet. With a one-time run of these roadnumbers, this limited edition H0 scale model features:

- Heavy die-cast metal body for excellent tracking loaded or empty
- Factory-installed wire grab irons, brake gear & other details
- Etched-metal walkways provide a realistic see-through effect
- Ultra smooth rolling metal axles and scale 33" diameter metal wheelsets
- Proto MAX™ metal knuckle couplers for reliable operation
- Factory installed trailer hitches at each end
- Well designed to fit SceneMaster™ containers from scale 20 to 48 feet
- Minimum Radius: 22" (24" recommended)



Previous run model, different roadnumber shown.
Load sold separately.

Products Available



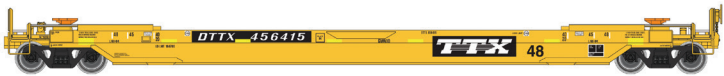
Burlington Northern		
920-109211 #61001	920-109212 #61003	920-109213 #61006



BNSF		
920-109214 #210002	920-109215 #210016	920-109216 #210021



CRLE		
920-109217 #5125	920-109218 #5148	920-109219 #5157



TTX		
920-109220 #456269	920-109221 #456336	920-109222 #456415
920-109223 #456205	920-109224 #456212	920-109225 #456226

Undecorated		
920-109200		

WALTHERSMAINLINE.

40' PS-1 Boxcar

Check Express IV for current pricing.

After World War II, many North American railroads turned to Pullman Standard to replace their aging boxcar fleets. First produced between 1947 and 1949, the Pullman Standard PS-1 40-foot boxcar soon became the general service freight workhorse of the postwar era. Thousands of PS-1s served on large and small railroads as well as private shippers all across the country. Many of these well-built cars lasted well into the 1980s.

Each WaltherMainline PS-1 boxcar is accurately detailed to match early postwar production cars, including:

- Pullman Standard ends without rectangle stiffeners
- Pullman Standard "bowtie" roof with flat end panels
- Factory-applied Apex steel running board with "see-through" tread
- 6' Superior Doors (non-opening)

Other features include:

- Correct 33 scale inch diameter metal RP-25 wheels
- Proto MAX™ metal knuckle couplers for reliable operation
- Minimum radius: 18"



Previous run model shown.

**ALL NEW
PAINT
SCHEMES!**

LIMITED QUANTITY
ONE TIME RUN OF THESE ROADNUMBERS
ORDER NOW

Products Available



Canadian Pacific

910-45501 #268820

910-45502 #269030



Chesapeake & Ohio

910-45503 #15180

910-45504 #15698



Chicago & Eastern Illinois†

910-45505 #65580


910-45506 #65588



Chicago & North Western†

910-45507 #6264

910-45508 #6275



Copper Range

910-45509 #4020

910-45510 #4023



Duluth, South Shore & Atlantic

910-45511 #15020


910-45512 #15036



Missouri-Kansas-Texas†

910-45513 #97675

910-45514 #97686



Port Huron & Detroit

910-45515 #1158

910-45516 #1167

Undecorated

910-2350

†Union Pacific licensed product.

These items are subject to Walther's MAP policy.

7/12

WALTHERS®

Wm. K. Walther's, Inc. | 5601 W. Florist Ave. | Milwaukee, WI 53218 | walther's.com

Prices and delivery dates shown were accurate at press time, for updates please check with this participating hobby shop.

WALTHERSMAINLINE.

SCALE	ANNOUNCED	EXPECTED DELIVERY
H0	July 2025	Winter 2026

60' NSC 5150 3-Bay Covered Hopper

Check Express IV for current pricing.

A mainstay of modern agricultural traffic, the National Steel Car 5,150 cubic foot covered hopper returns to the H0 scale WaltherMainline lineup with this latest limited edition run. Introduced in the mid 1990s with thousands still in service today, 5150 hoppers haul fertilizer, grain, and other agricultural products across the North American rail network.

The WaltherMainline model captures the main spotting features of its prototype, including 7 body panels, 11 running board supports and flat, rectangular jacking pads with notched lower corners. The hopper is also the perfect choice to serve many Cornerstone® trackside industries, including the 933-4128 Fertilizer Distributor, 933-3022 Concrete Grain Elevator, 933-4166 Chocolate Factory and others.

Each WaltherMainline 60' NSC 5150 hopper features:

- A highly detailed plastic body with prototypical raised panel weld seams
- Thin profile roofwalk, stirrups, end ladders and platforms for a more "in-scale" appearance
- Trough style roof hatches with handle details
- Accurately modeled brake gear and discharge outlets
- 36 scale inch diameter metal wheelsets
- Proto MAX™ metal knuckle couplers for reliable operation



Previous run model, different roadnumber shown.

LIMITED QUANTITY

ONE TIME RUN OF THESE ROADNUMBERS
ORDER NOW

Products Available



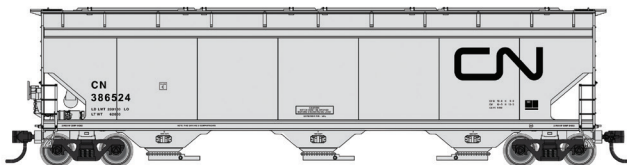
Archer-Daniels-Midland

910-7737 #52235 910-7738 #52285 910-7739 #52343




BNSF Railway

910-7740 #495277 910-7741 #495292 910-7742 #495304



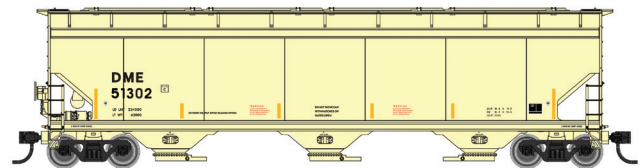
Canadian National

910-7743 #386524 910-7744 #306555 910-7745 #306573



Union Pacific† (Omaha Road)

910-7746 #20614 910-7747 #20643 910-7748 #20655




Dakota, Minnesota & Eastern

910-7749 #51302 910-7750 #51329 910-7751 #51373



Richardson TRGX

910-7752 #855060 910-7753 #855062 910-7754 #855070



Data Only (gray)

910-7755

Undecorated

910-7600

†Union Pacific licensed product.

These items are subject to Walther's MAP policy.

7/12

WALTHERS®

Wm. K. Walther, Inc. | 5601 W. Florist Ave. | Milwaukee, WI 53218 | walthers.com

Prices and delivery dates shown were accurate at press time, for updates please check with this participating hobby shop.

WALTHERSMAINLINE.

SCALE	ANNOUNCED	EXPECTED DELIVERY
H0	July 2025	Winter 2026

LIMITED QUANTITY

ONE TIME RUN OF THESE ROADNUMBERS

ORDER NOW

International Bay Window Caboose

Check Express IV for current pricing.

Beginning in the 1950s, the International Car Co. developed a standard design for a bay window caboose. The large bay window allowed a conductor or brakeman to look down the length of the entire freight train, making it easier to see signals, overheated journal bearings and other potential issues. Many of these cabooses protected freight trains through the end of the caboose era in the 1980s with a few examples still on the rails today in M.O.W. or shoving platform service.

The WaltherMainline International Bay Window Caboose is back on H0 rails in several new paint schemes.

Each model features:

- Sharply molded weld seams, corrugations and other details on the body, ends and roof
- Clear window glazing
- Factory applied separate end railings, smokejack, vent and brakewheel
- Detailed underbody
- Accurate caboose-style trucks
- Scale 33-inch diameter metal wheels
- Proto MAX™ metal knuckle couplers for reliable operation
- Starter points for grab irons and other details featured in the 910-201 WaltherMainline Caboose Detailing kit (sold separately)

**ALL-NEW
PAINT SCHEMES!****WaltherMainline Caboose Detailing Kit**


910-201

Features a complete set of grab irons to detail one WaltherMainline Bay Window or Extended Vision caboose.

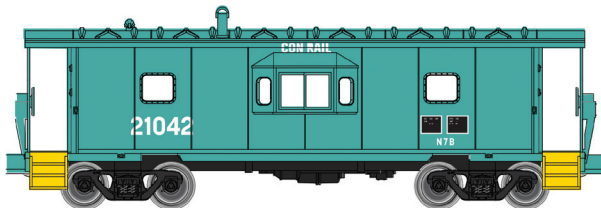
The 28-piece kit includes:

- 4 curved side grab irons
- 4 large L-shaped inside handrails
- 8 straight 18" body end grab irons
- 4 straight sill grab irons
- 4 small L-shaped cupola roof grab irons
- 4 cupola roof corner eye loops

Products Available

**Chessie System (C&O)**


910-8671 #904115 910-8672 #904132

**Conrail**


910-8673 #21042 910-8674 #21045

**Erie-Lackawanna**

910-8675 #C308 910-8676 #C312

**Rock Island#1**

910-8677 #17210 910-8678 #17081

**Southern Railway**

910-8679 #X236 910-8680 #X245

**Union Pacific***

910-8681 #24508 910-8682 #24554

Undecorated

910-8650

*Union Pacific licensed product.

**Officially licensed by Rock Island Rail.

These items are subject to Walther's MAP policy.

7/12

WALTHERS®

Wm. K. Walther's, Inc. | 5601 W. Florist Ave. | Milwaukee, WI 53218 | walther's.com

Prices and delivery dates shown were accurate at press time, for updates please check with this participating hobby shop.

WALTHERSMAINLINE.**ACF Design 1,958 cu.ft. 2-Bay Hopper**

Check Express IV for current pricing.

Modeled with all-new tooling and capturing the distinctive "W" shape of its prototype, a pioneering ACF 2-bay covered hopper joins the WaltherMainline roster. First developed by American Car & Foundry in the late 1930s, the 1,958 cu. ft. 2-Bay Hopper soon became a standardized design that was also copied by other manufacturers during the 1940s and 1950s. Thousands of these hoppers hauled cement, sand, powdered chemicals and other dry bulk materials into the 1970s.

Accurately sized and detailed, the new WaltherMainline hopper features:

- Thin profile roofwalk with see-through tread, stirrups, end ladders and platforms for a more "in-scale" appearance
- Factory applied separate discharge gates, vibrator brackets
- Factory applied separate Ajax brake wheel and air reservoir
- 33 scale inch metal wheels
- Proto MAX™ metal knuckle couplers for reliable operation

**ALL-NEW
MODEL!**

SCALE	ANNOUNCED	EXPECTED DELIVERY
H0	July 2025	Winter 2026

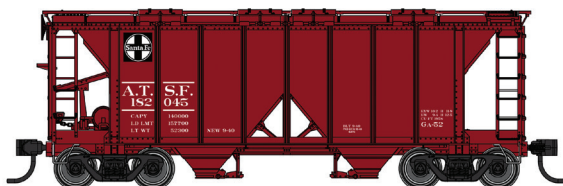
LIMITED QUANTITY
ONE TIME RUN OF THESE ROADNUMBERS
ORDER NOW



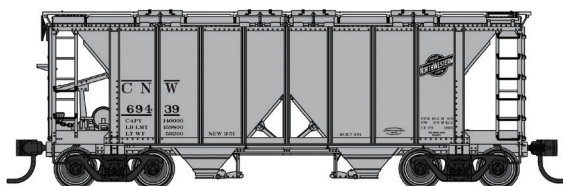
Pre-production tooling sample shown.

Products Available

Ann Arbor
910-49702 #96 910-49703 #114 910-49704 #121



Santa Fe
910-49705 #182045 910-49706 #182051 910-49707 #182059




Chicago & North Western†
910-49708 #69439 910-49709 #69467 910-49710 #69471




Denver & Rio Grande Western†
910-49711 #18405 910-49712 #18412 910-49713 #18423




Erie
910-49714 #21100 910-49715 #21106 910-49716 #21118



Haliburton HWCX
910-49717 #40907 910-49718 #40909 910-49719 #40910



Kosmos Cement KSMX
910-49720 #101 910-49721 #105 910-49722 #110



Southern Railway
910-49723 #280082 910-49724 #280117 910-49725 #280172

Data Only (gray) **Undecorated**
910-49701 910-49700

†Union Pacific licensed product.

These items are subject to Walther's MAP policy.

7/12

WALTHERS®

Wm. K. Walther's, Inc. | 5601 W. Florist Ave. | Milwaukee, WI 53218 | walther's.com

Prices and delivery dates shown were accurate at press time, for updates please check with this participating hobby shop.

SPACES[™] by CORNERSTONE

SCALE	ANNOUNCED	EXPECTED DELIVERY
H0	July 2025	Fall 2025

Interior Realism, Ready to Install!

[Check Express IV for current pricing.](#)

Introducing Spaces by Cornerstone – this brand-new all-in-one kit adds realistic interior lighting and a beautifully detailed printed interior sheet, transforming your structures from static shells into vibrant, story-filled spaces.

The compact LEDs are energy-efficient and designed for hassle-free installation—adding a warm, lifelike glow inside. The easy-to-install inserts add visual interest and storytelling potential to your layout, with printed and 3D elements that are visible through your building's windows and doors. Perfect for foreground models, photography, or bringing the scene to life—inside and out.

- Designed to fit corresponding Cornerstone® kits
- Adds depth and realism with minimal assembly
- Includes printed and 3D elements where appropriate
- LED lights for each room
- *Shown assembled, painted and weathered by modeler.*



Vintage Gas Station Interior Kit

933-4703

Add-on for Vintage Gas Station (933-3541, sold separately)

Includes:

- Printed interior for 2 rooms
- Printed 3D tool chest
- 2 LED lights

Vintage Gas Station Bundle

933-B3541

Includes:

- Interior Kit, 933-4703
- Vintage Gas Station Kit, 933-3541

SPACES[™] by CORNERSTONE

SCALE	ANNOUNCED	EXPECTED DELIVERY
H0	July 2025	Fall 2025



DQ®, Dairy Queen®, and the ellipse shaped logo, are trademarks owned or licensed by American Dairy Queen Corp. Manufactured under license from American Dairy Queen Corp.



Vintage Dairy Queen® Interior Kit

933-4701

Add-on for Vintage Dairy Queen
(933-3484, sold separately)

Includes:

- Printed interior
- 1 Detail insert
- 1 LED light

Vintage Dairy Queen® Bundle

933-B3484

Includes:

- Interior Kit, 933-4701
- Vintage Dairy Queen Kit, 933-3484



Hole-In-One Donut Shop

933-4702

Add-on for Hole-In-One Donut Shop
(933-3768, sold separately)

Includes:

- Printed interior
- 1 LED light

Hole-In-One Donut Shop Bundle

933-B3768

Includes:

- Interior Kit, 933-4702
- Hole-In-One Donut Shop Kit, 933-3768

SPACES by CORNERSTONE

SCALE	ANNOUNCED	EXPECTED DELIVERY
H0	July 2025	Fall 2025



Brick Cape Cod House Interior Kit
933-4704

Add-on for Brick Cape Cod House
(933-3774, sold separately)

- Includes:
- Printed interior for 2 rooms
 - 1 LED light

Brick Cape Cod House Bundle
933-B3774

- Includes:
- Interior Kit, 933-4704
 - Brick Cape Cod House Kit, 933-3774

SPACES by CORNERSTONE

SCALE	ANNOUNCED	EXPECTED DELIVERY
H0	July 2025	Fall 2025



Merchant's Row I Interior Kit

933-4700
Add-on for Merchant's Row I (933-3028, sold separately)

- Includes:
- Printed interior for 5 rooms
 - Printed 3D tool elements
 - 5 LED lights

Merchant's Row I Bundle

933-B3028
Includes:

- Interior Kit, 933-4700
- Merchant's Row I Kit, 933-3028