

WALTHERSMAINLINE.

SCALE	ANNOUNCED	EXPECTED DELIVERY
H0	August 2025	Winter 2026

LIMITED QUANTITY
 ONE TIME RUN OF THESE ROADNUMBERS
ORDER NOW

60' High Cube Plate F Boxcar with Horizontal Side Posts

Check Express IV for current pricing.

Featuring newly tooled sides with distinctive horizontal supports between vertical ribs, this latest run of WaltherMainline 60' High Cube Boxcars provides a great way to add some variety to your modern-era freights. These supersized boxcars are mainstays of modern era railroading. Built with extra load protection and a cushioned underframe, these 60 footers haul lumber, canned goods, appliances and other high-priority freight all across the North American rail network.

The WaltherMainline H0 model captures all the spotting features of this distinctive variation of the plate F high cube.

Other features include:

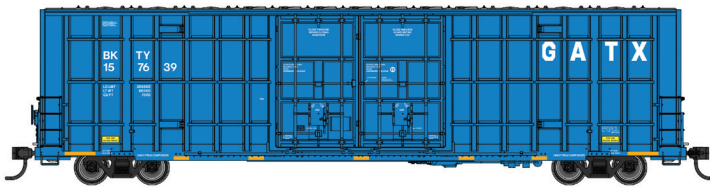
- Newly tooled sides with additional horizontal ribs
- Prototypically correct roof with both X and diagonal panels
- Separately applied latch bars
- Detailed underbody with cushioned underframe and brake gear with correct angle-mounted reservoir
- 100-ton roller-bearing trucks
- Correct 36" RP-25 turned metal wheelsets
- Proto MAX™ metal magnetic knuckle couplers
- Minimum Radius: 22"

ALL NEW TOOLING!



Pre-production sample model shown.

Products Available



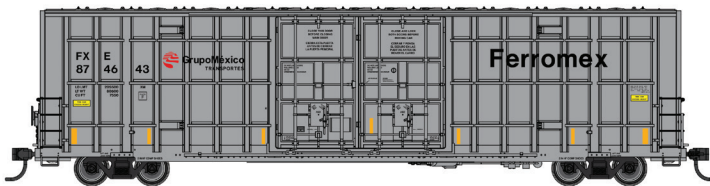
GATX (BKTY) - Blue

910-3101 #157639 910-3102 #157725 910-3103 #157824 910-3104 #158025




GATX (LRS) - Blue

910-3105 #141002 910-3106 #141020 910-3107 #141099 910-3108 #141190




Ferromex - Gray

910-3109 #874643 910-3110 #874663 910-3111 #874727 910-3112 #874825



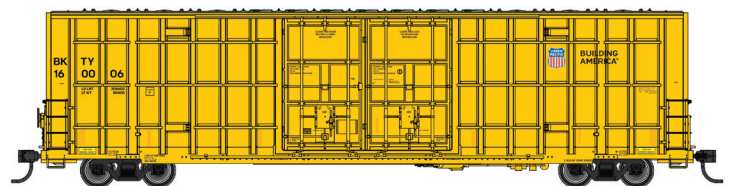
TBOX - Regular Lettering

910-3113 #664008 910-3114 #664166 910-3115 #664204 910-3116 #664231



TBOX - High Lettering

910-3117 #630053 910-3118 #630107 910-3119 #630247 910-3120 #630401



Union Pacific¹ - (BKTY)

910-3121 #160006 910-3122 #160027 910-3123 #160034 910-3124 #160148

Undecorated

910-3100

¹Union Pacific licensed product.

These items are subject to Walther's MAP policy.

8/12

WALTHERS®

Wm. K. Walther's, Inc. | 5601 W. Florist Ave. | Milwaukee, WI 53218 | walther's.com

Prices and delivery dates shown were accurate at press time, for updates please check with this participating hobby shop.

WALTHERSTRACK™

SCALE	ANNOUNCED	EXPECTED DELIVERY
H0	August 2025	Spring 2026

Code 83 90-Degree Crossing


948-83090**Check Express IV for current pricing.**

The WaltherTrack line continues to provide model railroaders with the track components they need to make their dream H0 scale layouts come to life. The latest addition to the WaltherTrack line is this realistically detailed code 83 90-degree crossing. Whether you're modeling a mainline junction, yard or industrial complex, this crossing is sure to come in handy for your next track plan.

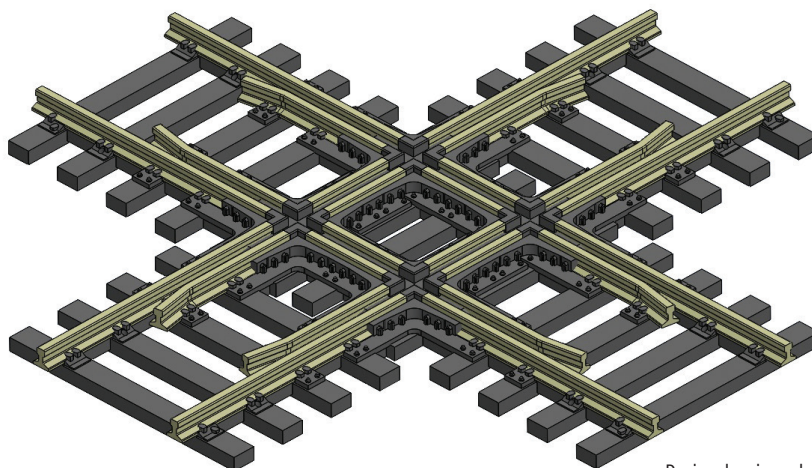
Like all WaltherTrack code 83 products, this 90-degree crossing is built for reliable performance and realistic appearance.

The WaltherTrack Code 83 90-Degree crossing features:

- Thin profile plastic ties molded in a realistic brown with enhanced wood grain details on each tie
- Fine profile molded spike and tie plate details on each tie
- Custom formulated nickel silver rail for outstanding electrical conductivity
- Drop in design for reliable performance on DC and DCC layouts

**ALL NEW
TOOLING!**

Code 83 90-Degree Crossing
948-83090



Design drawings shown.



SCALE	ANNOUNCED	EXPECTED DELIVERY
H0	August 2025	Winter 2026

Wind Turbine

Check Expres IV for current pricing.

Towering over the plains and ridges of North America, modern wind turbines have become an essential part of today's energy grid. Seen in wind farms, along highways, and near industrial parks, these impressive structures bring your layout into the 21st century — and now you can add one with working features for added realism.

- A striking modern industry or scenic landmark for any layout
- Typical of wind energy towers seen worldwide from the 1990s to today
- Great for use with alternate energy scenes, utility networks, or rural settings
- Three-blade rotor spins freely by han
- Stands 30" tall when assembled
- Includes base, tower, nacelle, and three-blade rotor
- Colorful decal signs
- Molded in white plastic
- Add SceneMaster™ Wind Turbine Load and Technicians (sold separately)
- Shown assembled, painted and weathered by modeler.



Wind Turbine Kit
933-3355
Measures: 30-11/16 x 20-11/16 x 4-7/16" 78.0 x 52.6 x 11.3cm

WALTHERSPROTO®

SCALE	ANNOUNCED	EXPECTED DELIVERY
H0	August 2025	Winter 2026

LIMITED QUANTITY
ONE TIME RUN OF THESE ROADNUMBERS
ORDER NOW

89' Greenbrier TTX 110-Ton Flatcar

Check Express IV for current pricing.

The 89' Greenbrier TTX 110-Ton Flatcar returns to the WaltherProto roster. Introduced in 2018, this flatcar was especially designed for heavy-duty service, including hauling military vehicles, containers and other large loads such as wind turbine components.

Supersized and super detailed, this WaltherProto model is sure to be a signature addition to your H0 scale collection. And if you want to model one of the most eye-catching loads on today rails, be sure to check out the all-new SceneMaster™ wind turbine load.

Other Features Include:

- Dual tie-down chain channels on deck
- Positionable, covered container pedestals match prototype equipment - hauls two 40' or four 20' containers (available separately)
- Separately applied nonworking cable straps and strap brackets
- Wire grab irons
- Highly detailed underframe w/full, separately-applied brake rods and piping
- Heavily weighted for outstanding performance loaded or empty
- Correct 36" RP-25 turned metal wheelsets
- 100-ton roller bearing trucks
- Proto MAX™ magnetic metal knuckle couplers
- Minimum radius: 24"



Previous run model shown.



Each flatcar features a detailed underbody, dual chain channels on deck and positionable container pedestals.

Products Available



Arkansas-Oklahoma Railroad
920-104622 #44015 920-104623 #44185 920-104624 #44291



Lake Michigan & Indiana Railroad
920-104625 #890108 920-104626 #890115 920-104627 #890119



TTX Company (TPDX)
920-104628 #192354 920-104629 #192707 920-104630 #192713



TTX Company (TPDX Military Use Only)
920-104631 #190035 920-104632 #190097 920-104633 #190166
920-104634 #190186 920-104635 #190233 920-104636 #190445



TTX Company (XTTX, Wind Turbine Service)
920-104637 #191912 920-104638 #191840 920-104639 #192891

These items are subject to Walther's MAP policy. 8/12



SCALE	ANNOUNCED	EXPECTED DELIVERY
H0	August 2025	Winter 2026

Wind Turbine Load

Check Express IV for current pricing.

Oversize wind turbine components are a common sight on North American highways and railways today, moving from specialized factories to remote wind farm locations. Now you can recreate this dramatic and modern freight scene on your layout with this all-new H0 Scale load.

- Perfect for modeling over-dimensional loads on modern flatcars
- Designed for use with Walther'sProto® 89' Greenbrier TTX 110-Ton Flatcar (sold separately)
- Ideal companion for Cornerstone® Wind Turbine Kit and SceneMaster Technician figures (sold separately)
- Shown assembled, painted and weathered by modeler.



Wind Turbine Load Kit
949-3111
Measures: 11-5/8 x 1 x 1-7/16" 29.5 x 2.5 x 3.7cm

Flatcar is sold separately

Wind Turbine Technicians

Check Express IV for current pricing.

Modern wind energy sites demand skilled crews to inspect, maintain, and repair massive turbine systems — often working hundreds of feet above the ground. This ready-to-use H0 figure set brings those professionals to life with realistic poses and authentic high-visibility gear.

- Set includes six modern figures posed for inspecting and maintaining turbine equipment
- Perfect for wind farms, utility installations, and other industrial scenes
- Painted in realistic colors
- Sculpted with detailed safety harnesses, helmets, and work attire
- Ideal companion to Cornerstone® Wind Turbine Kit and SceneMaster Wind Turbine Load (sold separately)



Wind Turbine Technician Figure Set
949-6209

Pre-production samples shown.



SCALE	ANNOUNCED	EXPECTED DELIVERY
H0	August 2025	Fall 2025

Tanker Trailers

Check Express IV for current pricing.

Tanker trailers are a common sight on highways and in industrial zones, transporting critical bulk cargo across North America. These detailed H0 Scale models replicate modern equipment used to haul chemicals, fuel, and food-grade products — perfect for bringing added realism to your layout's roads, plants, and distribution scenes.

Features:

- Contemporary H0 Scale trailers based on real-world prototypes
- Ideal for highway, industrial, and processing plant scenes
- Molded detail includes piping, ladders, walkway platforms, and landing gear
- Roadnames match Walther's Cornerstone® industries for easy scene-building
- Compatible with SceneMaster semi-tractors (sold separately)

Ideal for pairing with these Walther's Cornerstone structures, all sold separately:

- **Chemical Trailers:** ChemGo - Chemical Distributor Kit (933-4136)
Pehoski Transport - North Island Oil Refinery Kit (933-3219)
- **Food-Grade Trailers:** Dairy Fresh - Brook Hill Farm Dairy Kit (933-3010)
Golden Kernel Corn Syrup - Corn Syrup Transfer - Transload Facility Kit (933-4181)
Gourmet Chocolate Co. - Chocolate Factory Kit (933-4166)
- **Petroleum Trailers:** Interstate Fuel & Oil - McGraw Oil Company Kit (933-2913)
Winner's Circle Petro - United Petroleum Refining Kit (933-3705)
North American Ethanol - Processing Center Kit (933-2976)



ChemGo (Chemical)
949-12350



Golden Kernel Corn Syrup (Food Grade)
949-12354



Winner's Circle Petro (Petroleum)
949-12358




Pehoski Transport (Chemical)
949-12351



Gourmet Chocolate Co. (Food Grade)
949-12355



North American Ethanol (Petroleum)
949-12359



Unlettered (Chemical)
949-12352



Unlettered (Food Grade)
949-12356



Unlettered (Petroleum)
949-12360



Dairy Fresh Milk Products (Food Grade)
949-12353



Interstate Fuel & Oil (Petroleum)
949-12357